



iQ Top

Temperature-regulating render



Colour	Availability
	Quantity per pallet 35
	Size / Quantity 20 kg
	Type of container Paper bag
	Container code 20
	Art. no.
antique white	0228 ■

Application rate

Approx. 6 kg/m²/cm layer thickness
Apply to a large enough trial area to determine the precise amount required.



Range of use

- Reinforcement and finishing render in the iQ-Therm 2.0 system
- Improving the energy performance of exterior walls



Property profile

- Climate-regulating
- Water vapour permeable
- Highly capillary active
- High moisture storage capacity
- Single-layer application thickness up to 10 mm
- Two-layer application thickness up to 15 mm

Characteristic data of the product

Layer thickness	One layer up to 10 mm Two layers up to 15 mm
Bulk density	Approx. 0.8 kg/dm ³
Compressive strength class	CS II (1.5-5.0 N/mm ²)
W ₈₀	0.0146 m ³ /m ³
W _{sat}	0.76 m ³ /m ³
Thermal conductivity λ dry	0.111 W/(m·K)
Water requirement	Approx. 6.5-7.5 l/20 kg
Aw value / water absorption coefficient	0.834 kg/(m ² h ^{0.5})
Water vapour diffusion resistance	μ 12
Reaction to fire	Class A1

The values stated represent typical characteristic data of the product and are not to be understood as binding product specifications.

Certificates

- [AbP P-2303/289/23 MPA BS_iQ-Therm 2.0_gültig bis 01.11.2028](#)

Possible system products

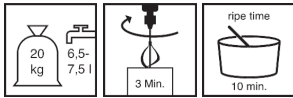
- [iQ-Therm 2.0 30 / 50 / 80 / 120 \(0160\)](#)
- [SL Fill Q4 \(0210\)](#)
- [Tex 6.5/100 \(0236\)](#)
- [Color SL \(0237\)](#)



Preparation

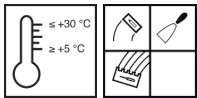
- **Substrate requirements**
Clean, dust-free and capable of supporting a load.
- **Substrate preparation**
Pre-wet mineral, absorbent substrates.

Production of the mixture



- **Mixing**
Pour water into a clean container and add dry mortar.
Mix thoroughly for approximately 3 minutes until the proper consistency for working has been achieved.
Add a little water if necessary.
Maturing time approx. 10 minutes
Mix again and, if needed, add a small quantity of water.

Directions



- **Conditions for use**
Temperature of the material, air and substrate: from min. +5 °C to max. +30 °C.
Low temperatures increase, while high temperatures decrease the working and setting time.
- **Working time (+20 °C)**
Approx. 30 minutes

Contact layer

Using a suitable tool, apply the product as a contact layer.

Reinforcing layer

Apply the material in a layer thickness of 5-6 mm using a toothed trowel.

Embed reinforcement fabric in the upper third of the render, with fabric widths overlapping by at least 10 cm.

Surface decoration

Apply the second layer while the first is still wet.

Smooth the surface using a suitable tool.

Finish the surface once set.

Prepare the surface for subsequent layers with a grated scraper after sufficient setting.

Tips on use

Once it has hardened, mortar must not be made workable again by adding either water or more wet mortar.
Protect wet mortar surfaces against frost, rain and drying out too quickly for at least 4 days.
Hairline/shrinkage cracks are safe and are not cause for complaint as they do not impair the properties of the mortar.
Apply additional diagonal reinforcement to the edges of building openings.

Notes

Do not work on substrates where moisture is penetrating from the rear.
The colour that is obtained after drying and hardening depends on the ambient conditions and the processing method. For instance, a freshly smoothed surface will be lighter than one that is smoothed later or roughened.
Different grain sizes of the same product may lead to slight differences in colour. Substrates soaked from the back may cause discolouration.
May contain traces of pyrite (iron sulphide).
Do not use on gypsum-based substrates.
The mixing water must be of drinking water quality.
Low chromate content in accordance with Directive 2003/53/EC.
Deviations from applicable regulations must be agreed separately.
The relevant test certificates must be observed when planning and carrying out work.

Manufacturing plant: Remmers Baustofftechnik Produktions GmbH, Bad Döben

Tools / Cleaning



Mixer, trowel, smoothing trowel, toothed trowel, levelling rule, plasterer's float, sponge float
Clean tools with water while the material is still fresh.

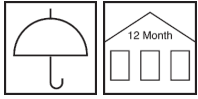
Remmers tools

- Mischgefäß (4030)
- Remmers Quirlex (4282)
- Protective paper (5019)
- Putz- und Glättspachtel XXL Coating knife (4437)
- Smoothing Trowel Duo (4118)
- Glättkelle (4117)
- Smoothing Trowel (4004)
- Aufziehplatte (4436)
- Fine render trowel -FLEXIS ONE- (4233)
- Alu-Kardätsche mit Holzgriff (4429)
- Schwammbrett gelb (4936)
- Schwammbrett rot (4935)



Storage / Shelf life

If stored in an unopened container and in a dry place, the product will keep for approx. 12 months.



Safety data / Regulations

For further information on the safety aspects of transporting, storing and handling the product and on disposal and environmental matters, please see the current Safety Data Sheet.

Disposal

Larger quantities of leftover product should be disposed of in the original containers in accordance with the applicable regulations. Completely empty, clean containers should be recycled. Do not dispose of together with household waste. Do not allow to enter the sewage system. Do not empty into drains.

Declaration of performance

➤ [Declaration of performance](#)

Declaration of conformity



CE Remmers GmbH
Bernhard-Remmers-Str. 13, D – 49624 Lönningen
UKCA Remmers (UK) Limited
Unit 4, Lloyds Court, Manor Royal Crawley, RH10 9QU

CE 09 / UKCA 21
GBI P 44-5
EN 998-1: 2017-02
0228

Designed rendering/plastering mortar with a dry hardened density $\leq 1300 \text{ kg/m}^3$

Reaction to fire:	Class A1
Adhesion:	$\geq 0.08 \text{ N/mm}^2$ (fracture pattern B)
Water absorption:	W0
Water vapour permeability:	$\mu \leq 12$
Thermal conductivity (λ_{10} , dry):	$\leq 0.11 \text{ W/(mK)}$ for P = 50%
Durability (against freeze-thaw):	Resistant, by use acc. TDS

Please note that the data and information given above have been calculated as guidelines in the laboratory and from real-life experience and are therefore not binding as a basic principle.

This information is therefore of a general nature only and describes our products and how they are used and worked with. In this respect, it must be borne in mind that the varied and diverse nature of the

prevailing working conditions, materials used and construction sites encountered means that not every individual case can be covered. In this respect, we therefore recommend either conducting tests or liaising with us in the event of any doubt. Unless we have provided express written assurance of the products' specific suitability or characteristics in respect of a contractually stipulated intended use, any technical application-related advice or instruction will never

be binding, even though it is provided to the best of our knowledge. In all other respects, our general terms and conditions of sale and delivery shall apply.

When a new version of this Technical Data Sheet is published, it shall replace the previous version.