



iQ Fill

Surface filler and fine plaster



Colour	Availability
	Quantity per pallet 42
	Size / Quantity 20 kg
	Type of container PE bag
	Container code 20
	Art. no.
antique white	0232 ■

Application rate

Approx. 1.3 kg/m²/mm coating thickness, up to 3.0 kg/m² on average



Range of use



- Interior use
- Creating fine, closed plaster surfaces that are ready for painting
- Surface quality grades Q1-Q3

Property profile

- Enables water vapour diffusion
- Highly capillary active
- Good adhesive power
- Insusceptible to moisture

Characteristic data of the product

Layer thickness	Single layer up to 3 mm
Bulk density	Approx. 1.2 kg/dm ³
Compressive strength class	CS II (1.5-5.0 N/mm ²)
W ₉₀	0.017 m ³ /m ³
W _{sat}	0.52 m ³ /m ³
Thermal conductivity λ dry	0.48 W/(m•K)
Water requirement	Approx. 6.0-6.3 l/20 kg
Aw value / water absorption coefficient	13.32 kg/(m ² h ^{0.5})
Water vapour permeability	μ < 14
Fire class	A1
Maximum grain size	0.5 mm

The values stated represent typical characteristic data of the product and are not to be understood as binding product specifications.

Possible system products

- [iQ Top \(0228\)](#)
- [iQ Top SLS \(0230\)](#)
- [Color SL \(0237\)](#)
- [Tex 4/100 \(3880\)](#)
- [Remmers interior insulation systems](#)

Preparation

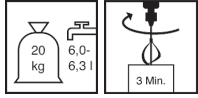
- **Substrate requirements**
Clean, dust-free and capable of supporting a load.



■ **Substrate preparation**

Pre-wet the substrate so that it is slightly moist.

Production of the mixture

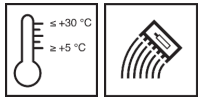


■ **Mixing**

Pour water into a clean container and add dry mortar.

Mix thoroughly for approximately 3 minutes until the proper consistency for working has been achieved.

Directions



■ **Conditions for use**

Temperature of the material, air and substrate: from min. +5 °C to max. +30 °C.

Low temperatures increase, while high temperatures decrease the working and setting time.

■ **Working time (+20 °C)**

Approx. 60 minutes

Contact layer

Using a suitable tool, apply the product as a contact layer.

Reinforcing layer

Using a toothed trowel, apply the material in a coating thickness of 3 mm.

Embed the fabric in the centre of the reinforcement layer while it is still wet.

Ensure that fabric sheets overlap by at least 10 cm.

Surface decoration

Apply material to a thickness of approx. 2 mm over the reinforcement layer once it has set sufficiently.

Smooth the surface using a suitable tool.

Carry out subsequent surface treatment after material has stiffened.

Tips on use

Once it has hardened, mortar must not be made workable again by adding either water or more wet mortar. Depending on the ambient conditions, in heated rooms or draughty areas, use a film or similar apparatus to prevent the material from setting too quickly.

Hairline/shrinkage cracks are safe and are not cause for complaint as they do not impair the properties of the mortar.

An additional intermediate layer of filler must be added in order to achieve the elevated surface quality grade Q3.

Notes

Do not work on substrates where moisture is penetrating from the rear.

The colour that is obtained after drying and hardening depends on the ambient conditions and the processing method. For instance, a freshly smoothed surface will be lighter than one that is smoothed later or roughened. Different grain sizes of the same product may lead to slight differences in colour. Substrates soaked from the back may cause discolouration.

May contain traces of pyrite (iron sulphide).

Do not use on gypsum-based substrates.

The mixing water must be of drinking water quality.

Low chromate content in accordance with Directive 2003/53/EC.

Always set up a trial area/trial areas first.

Current regulations and legal requirements must be taken into account and deviations from these must be agreed separately.

The relevant test certificates must be observed when planning and carrying out work.

Tools / Cleaning



Mixer, trowel, toothed trowel, smoothing trowel, sponge float, smoothing board

Clean tools with water while the material is still fresh.

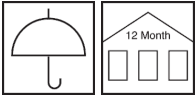
Remmers tools

- **Mischgefäß (4030)**
- **Remmers Quirlex (4282)**
- **Protective paper (5019)**
- **Putz- und Glättspachtel XXL Coating knife (4437)**
- **Smoothing Trowel (4004)**
- **Glättkelle (4117)**
- **Smoothing Trowel Duo (4118)**
- **Schwammbrett gelb (4936)**
- **Latex float (4548)**
- **Collomix® Stirrer KR (4292)**
- **Collomix® HEXAFIX® Nachrüstadapter (4283)**
- **Fine render trowel -FLEXIS ONE- (4233)**



Storage / Shelf life

If stored in an unopened container and in a dry place, the product will keep for approx. 12 months.



Safety data / Regulations

For further information on the safety aspects of transporting, storing and handling the product and on disposal and environmental matters, please see the current Safety Data Sheet.

Disposal

Larger quantities of leftover product should be disposed of in the original containers in accordance with the applicable regulations. Completely empty, clean containers should be recycled. Do not dispose of together with household waste. Do not allow to enter the sewage system. Do not empty into drains.

Please note that the data and information given above have been calculated as guidelines in the laboratory and from real-life experience and are therefore not binding as a basic principle.

This information is therefore of a general nature only and describes our products and how they are used and worked with. In this respect, it must be borne in mind that the varied and diverse nature of the

prevailing working conditions, materials used and construction sites encountered means that not every individual case can be covered. In this respect, we therefore recommend either conducting tests or liaising with us in the event of any doubt. Unless we have provided express written assurance of the products' specific suitability or characteristics in respect of a contractually stipulated intended use, any technical application-related advice or instruction will never

be binding, even though it is provided to the best of our knowledge. In all other respects, our general terms and conditions of sale and delivery shall apply.

When a new version of this Technical Data Sheet is published, it shall replace the previous version.