



Paving Mortar M

Mineral paving joint mortar

Colour	Availability
	Quantity per pallet 42
	Size / Quantity 25 kg
	Type of container PE bag
	Container code 25
	Art. no.
cement grey	0330 ■

Application rate

Approx. 1.6 kg/l joint space

Apply to a large enough trial area to determine the precise amount required.



Range of use

- Pointing paved surfaces in interior and exterior areas



Property profile

- Low-stress and crack-free setting
- Good flank adhesion
- Very smooth and easy to apply as a grout
- Easy to clean
- Fast curing
- Resistant to water, weathering and freeze-thaw cycles

Characteristic data of the product

Water requirement	Approx. 3.8 l/25 kg
Loading	Foot traffic after 24 hours Light loads after 3 days
Compressive strength (28 d)	Approx. 25 N/mm ²
Maximum grain size	2 mm

The values stated represent typical characteristic data of the product and are not to be understood as binding product specifications.

Preparation

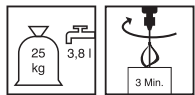
- **Substrate requirements**
Clean, dust-free and capable of supporting a load.



■ **Substrate preparation**

Thoroughly pre-wet the substrate.

Production of the mixture

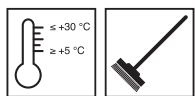


■ **Mixing**

Pour water into a clean container and add dry mortar.

Mix thoroughly for approximately 3 minutes until the proper consistency for working has been achieved.

Directions



■ **Conditions for use**

Temperature of the material, air and substrate: from min. +5 °C to max. +30 °C.

Low temperatures increase, while high temperatures decrease the working and setting time.

■ **Working time (+20 °C)**

Min. 60 minutes

Spread the pourable mixture directly on the surface being covered.

Carefully push into the joints using a rubber scraper and remove excess mortar.

Keep the surface moist without flushing out the joints.

Clean the surface with water and promptly remove any excess mortar in cavities and recessed areas, in particular on very rough coverings, using a short-bristled broom, rubber scraper and soft water jet.

Repeat the process if necessary and rinse with water. Keep surface moist for the first few hours.

Caution: Stone heads must be free from adhering mortar.

Tips on use

Once it has hardened, mortar must not be made workable again by adding either water or more wet mortar.

Protect wet mortar surfaces against frost, rain and drying out too quickly for at least 4 days.

Slight deviations in colour between different batches are possible.

Notes

May contain traces of pyrite (iron sulphide).

Low chromate content in accordance with Directive 2003/53/EC.

The characteristic data of the product were calculated under laboratory conditions at 20°C and 65% relative humidity.

The mixing water must be of drinking water quality.

Always set up a trial area/trial areas first.

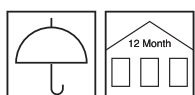
Tools / Cleaning



Mixer, rubber applicator, mortar raking disc, rubber scraper, foam rubber float, broom

Clean tools with water while the material is still fresh.

Storage / Shelf life



If stored in an unopened container and in a dry place, the product will keep for approx. 12 months.

Safety data / Regulations



For further information on the safety aspects of transporting, storing and handling the product and on disposal and environmental matters, please see the current Safety Data Sheet.

Disposal

Larger quantities of leftover product should be disposed of in the original containers in accordance with the applicable regulations. Completely empty, clean containers should be recycled. Do not dispose of together with household waste. Do not allow to enter the sewage system. Do not empty into drains.

Please note that the data and information given above have been calculated as guidelines in the laboratory and from real-life experience and are therefore not binding as a basic principle.

This information is therefore of a general nature only and describes our products and how they are used and worked with. In this respect, it must be borne in mind that the varied and diverse nature of the

prevailing working conditions, materials used and construction sites encountered means that not every individual case can be covered. In this respect, we therefore recommend either conducting tests or liaising with us in the event of any doubt. Unless we have provided express written assurance of the products' specific suitability or characteristics in respect of a contractually stipulated intended use, any technical application-related advice or instruction will never

be binding, even though it is provided to the best of our knowledge. In all other respects, our general terms and conditions of sale and delivery shall apply.

When a new version of this Technical Data Sheet is published, it shall replace the previous version.