



## SP Top rapid

### - Rapid Restoration Render -

WTA-compliant restoration render for masonry exposed to moisture and salt



Type/Name	Availability
	Quantity per pallet
	42
	<b>Size / Quantity</b>
	<b>20 kg</b>
	Type of container
	Paper bag
	Container code
	20
	<b>Art. no.</b>
antique white (inherent colour)	0404

#### Application rate

Approx. 8.5 kg/m<sup>2</sup>/cm layer thickness, at 2 cm render thickness approx. 17 kg/m<sup>2</sup>

Apply to a large enough trial area to determine the precise amount required.



#### Range of use



- Rapid repair of wall surfaces contaminated by moisture and harmful salts (internal wall surfaces in basements and old buildings)
- Facades, historic buildings and architectural monuments
- Can be used in combination with SP Levell in areas exposed to high levels of harmful salts
- Can be applied in a single layer as an undercoat or finishing coat

#### Property profile

- Fast curing
- High sulphate resistance and low active alkali content (SR/NA)
- High salt storing capacity
- Enables water vapour diffusion
- Pore hydrophobic
- Fibre-reinforced
- Promotes drying
- Single-layer application thickness up to 30 mm

#### Characteristic data of the product

Layer thickness	One layer up to 30 mm Two layers up to 40 mm
Bulk density	Approx. 0.9 kg/dm <sup>3</sup>
Compressive strength class	CS II (1.5 - 5.0 N/mm <sup>2</sup> )
Water requirement	Approx. 6.2-6.4 l / 20 kg
Capillary water absorption w <sub>24</sub>	≥ 0.3 kg/m <sup>2</sup>
Water vapour diffusion resistance coefficient μ	≤ 15
Water penetration depth	After 24 h < 5 mm
[pk_anL_brandverhaltensklasse]	A1
Maximum grain size	1.25 mm Aggregate as per DIN EN 13139
External surveillance	GG-Cert + WTA

The values stated represent typical characteristic data of the product and are not to be understood as binding product specifications.

#### Certificates

➤ **WTA certificate**



#### Possible system products

- **Kiesol (1810)**
- **SP Top Q2 (0408)**
- **SP Fill Q3 (0409)**
- **Color SP (3080)**
- **Tex 6.5/100 (0236)**
- **Remmers waterproofing slurries**

#### Preparation

##### ■ Substrate requirements

Clean, dust-free and capable of supporting a load.

##### ■ Substrate preparation

Remove render, paint layers and coatings at least 80 cm above the damaged area.

Chase out friable joints to a depth of at least 2 cm.

Pre-wet absorbent substrates so that they are slightly damp.

##### **Substrate: absorbent with low strength**

Apply SP Prep rapid as adhesive bridge (coverage area 50-70% opaque) at a layer thickness of max 5mm.

Alternative: apply SP Top rapid as a scratch coat (contact layer).

##### **Substrate: weakly absorbent**

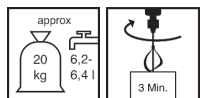
Apply SP Prep or SP Prep rapid at full coverage (100%) with max. 5 mm layer thickness.

Alternative: apply SP Top rapid as a scratch coat (contact layer).

##### **Substrate: fast-setting mineral waterproofing slurry**

Apply SP Prep rapid as a fully covering adhesive bridge in the last layer of slurry fresh on fresh.

#### Production of the mixture




##### ■ Mixing

Pour water into a clean container and add dry mortar.

Mix thoroughly for approximately 3 minutes until the proper consistency for working has been achieved.

#### Directions



##### ■ Conditions for use

Temperature of the material, air and substrate: from min. +5 °C to max. +30 °C.

Low temperatures increase, while high temperatures decrease the working and setting time.

##### ■ Working time (+20 °C)

Approx. 30 minutes

##### **One-layer**

Apply the product using a suitable tool.

##### **Two-layer**

Roughen the first layer with a render comb.

Apply second layer once sufficiently dry.

Alternatively, apply the total layer thickness in two layers wet-on-wet, with embedded reinforcement fabric (Tex 6.5/100). Allow fabric strips to overlap by min. 10 cm.

Level off surface with a long float.

Finish the surface once set.

Prepare the surface for subsequent layers with a grated scraper after sufficient setting.

Pre-wet hydrophobic surfaces with detensioned water so that they are slightly damp before applying further render coats.

#### Tips on use

Once it has hardened, mortar must not be made workable again by adding either water or more wet mortar.

On critical substrates (highly uneven, fissured, mixed masonry) we recommend incorporating the reinforcement fabric in the upper third of the restoration render.

Apply additional diagonal reinforcement to the edges of building openings.

Protect wet mortar surfaces against frost, rain and drying out too quickly for at least 4 days.

Hairline/shrinkage cracks are safe and are not cause for complaint as they do not impair the properties of the mortar.

To ensure that the renovation is successful, the relevant drying conditions according to WTA Code of Practice 2-9-20/D must be met.

#### Notes

May contain traces of pyrite (iron sulphide).

Do not use on gypsum-based substrates.

The mixing water must be of drinking water quality.

Low chromate content in accordance with Directive 2003/53/EC.

Always set up a trial area/trial areas first.

The characteristic data of the product were calculated under laboratory conditions at 20°C and 65% relative humidity.

Current regulations and legal requirements must be taken into account and deviations from these must be agreed separately.



The relevant test certificates must be observed when planning and carrying out work.

## Tools / Cleaning



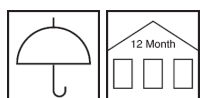
Mixing tool, trowel, smoothing trowel, smoothing float, aluminium float, render comb, grated scraper, sponge float

Clean tools with water while the material is still fresh.

### Remmers tools

- **Mischgefäß (4030)**
- **Aufziehplatte (4436)**
- **Alu-Kardätsche mit Holzgriff (4429)**
- **Putzkamm (4130)**
- **Schwammbrett rot (4935)**
- **Schwammbrett gelb (4936)**
- **Gitterrabort (4231)**
- **Smoothing Trowel (4004)**
- **Glättkelle (4117)**
- **Smoothing Trowel Duo (4118)**

## Storage / Shelf life



If stored in an unopened container and in a dry place, the product will keep for approx. 12 months.

## Safety data / Regulations

For further information on the safety aspects of transporting, storing and handling the product and on disposal and environmental matters, please see the current Safety Data Sheet.

## Disposal

Larger quantities of leftover product should be disposed of in the original containers in accordance with the applicable regulations. Completely empty, clean containers should be recycled. Do not dispose of together with household waste. Do not allow to enter the sewage system. Do not empty into drains.

## Declaration of performance

➤ **Declaration of performance**

## Declaration of conformity



### Remmers GmbH

Bernhard-Remmers-Str. 13, D – 49624 Lönigen

### UKCA Remmers (UK) Limited

1 & 2 Garden Suites, Coleshill Manor Campus, Birmingham B46 1DL (GB)

CE 07 / UKCA 21

**GBI-P 48-4**

EN 998-1: 2017-02

**0404**

Designed rendering/plastering mortar used on moist masonry walls containing water soluble salts

Reaction to fire class:	A1
Adhesion:	≥ 0.08 N/mm <sup>2</sup> (fracture pattern B)
Water absorption:	≥ 0.3 kg/m <sup>2</sup> after 24 h
Water vapour permeability (μ):	≤ 15
Thermal conductivity (λ <sub>10</sub> , dry, mat) for P = 50%:	≤ 0.27 W/(mK) (tab. value EN 1745)
Durability (against freeze-thaw):	resistant, by use acc. TDS
Dangerous substances:	NPD

Please note that the data and information given above have been calculated as guidelines in the laboratory and from real-life experience and are therefore not binding as a basic principle.

This information is therefore of a general nature only and describes our products and how they are used and worked with. In this respect, it must be borne in mind that the varied and diverse nature of the

prevailing working conditions, materials used and construction sites encountered means that not every individual case can be covered. In this respect, we therefore recommend either conducting tests or liaising with us in the event of any doubt. Unless we have provided express written assurance of the products' specific suitability or characteristics in respect of a contractually stipulated intended use, any technical application-related advice or instruction will never

be binding, even though it is provided to the best of our knowledge. In all other respects, our general terms and conditions of sale and delivery shall apply.

When a new version of this Technical Data Sheet is published, it shall replace the previous version.