



SP Prep rapid

- Rapid Preliminary Injection Mortar -

Quick-setting preparatory mortar

Type/Name	Availability	
	Quantity per pallet	30
	Size / Quantity	30 kg
	Type of container	Paper bag
	Container code	30
	Art. no.	
grey	0406	■

Application rate

Full coverage 4 – 6 kg/m²

Apply to a large enough trial area to determine the precise amount required.



Range of use

- Preparation of the substrate before applying mineral-based renders
- Equalising differences in the absorption properties of the substrate



Property profile

- Good adhesion to the substrate
- Fast setting
- Ready for next coat after 90 minutes
- High sulphate resistance and low active alkali content (SR/NA)

Characteristic data of the product

Water requirement	Approx. 4.4 l/30 kg
Layer thickness	Max. 5 mm
Bulk density	Approx. 1.7 kg/dm ³
Water vapour permeability	≤ 18
Water penetration depth	After 1 h > 5 mm
Reaction to fire class	A1
Compressive strength (28 d)	CS IV (> 6,0 N/mm ²)
Maximum grain size	3.15 mm aggregate according to DIN EN 13139

The values stated represent typical characteristic data of the product and are not to be understood as binding product specifications.

Additional information

- [Nachhaltigkeitsdatenblatt](#)

Possible system products

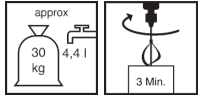
- [Kiesol \(1810\)](#)
- [ZM HF \[basic\] \(0220\)](#)
- [SP Top SL \[basic\] \(1050\)](#)
- [Remmers Restoration Renders](#)

Preparation

- **Substrate requirements**
Clean, dust-free and capable of supporting a load.
- **Substrate preparation**
Pre-wet absorbent substrates so that they are slightly damp.



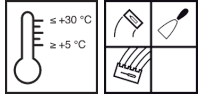
Production of the mixture



■ **Mixing**

Pour water into a clean container and add dry mortar.
Mix thoroughly for approximately 3 minutes until the proper consistency for working has been achieved.

Directions



■ **Conditions for use**

Temperature of the material, air and substrate: from min. +5 °C to max. +30 °C.
Low temperatures increase, while high temperatures decrease the working and setting time.

■ **Working time (+20 °C)**

Approx. 10 minutes

Absorbent substrates

Apply SP Prep rapid as adhesive bridge (coverage area 50-70% opaque) at a layer thickness of max 5mm.

Weakly absorbent substrates

Fully cover the surface with SP Prep rapid (100%) in a layer thickness of max. 5 mm.

Mineral waterproofing slurry substrate

Apply a contact layer of mineral waterproofing slurry, and apply SP Prep rapid with full coverage (100%) and max. 5 mm layer thickness on the bonding layer while it is still wet.

Tips on use

Once it has hardened, mortar must not be made workable again by adding either water or more wet mortar.
Do not use the material to level out uneven surfaces.
Apply plaster after 90 minutes.
Improve the adhesion on smooth and dense surfaces using ZM HF ^[basic].

Notes

May contain traces of pyrite (iron sulphide).
Do not use on gypsum-based substrates.
The mixing water must be of drinking water quality.
Low chromate content in accordance with Directive 2003/53/EC.
Always set up a trial area/trial areas first.
Current regulations and legal requirements must be taken into account and deviations from these must be agreed separately.
The relevant test certificates must be observed when planning and carrying out work.

Tools / Cleaning

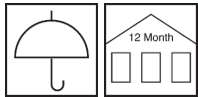


Mixing tool, trowel, steel broom, render coating sprayer, hopper gun
Clean tools with water while the material is still fresh.

Remmers tools

- **Mischgefäß (4030)**
- **Spritzputzapparat (4439)**

Storage / Shelf life



If stored in an unopened container and in a dry place, the product will keep for approx. 12 months.

Safety data / Regulations

For further information on the safety aspects of transporting, storing and handling the product and on disposal and environmental matters, please see the current Safety Data Sheet.

Disposal

Larger quantities of leftover product should be disposed of in the original containers in accordance with the applicable regulations. Completely empty, clean containers should be recycled. Do not dispose of together with household waste. Do not allow to enter the sewage system. Do not empty into drains.

Declaration of performance

- **Declaration of performance**



Declaration of conformity



Remmers GmbH

Bernhard-Remmers-Str. 13, D – 49624 Lönigen

UKCA Remmers (UK) Limited

1 & 2 Garden Suites, Coleshill Manor Campus, Birmingham B46 1DL (GB)

CE 07 / UKCA 21

GBI-P 54-3

EN 998-1: 2017-02

0406

Designed rendering/plastering mortar without special characteristics

Reaction to fire class:	A1
Adhesion:	≥ 0.08 N/mm ² (fracture pattern B)
Water absorption:	W0
Water vapour permeability (μ):	≤ 18
Thermal conductivity (λ _{10,dry,mat.}) for P = 50 %:	≤ 0.83 W/(m*K)
Thermal conductivity (λ _{10,dry,mat.}) for P = 90 %:	≤ 0.93 W/(m*K)
Durability (against freeze-thaw):	Resistant, by use acc. TDS
Dangerous substances:	NPD

Please note that the data and information given above have been calculated as guidelines in the laboratory and from real-life experience and are therefore not binding as a basic principle.

This information is therefore of a general nature only and describes our products and how they are used and worked with. In this respect, it must be borne in mind that the varied and diverse nature of the

prevailing working conditions, materials used and construction sites encountered means that not every individual case can be covered. In this respect, we therefore recommend either conducting tests or liaising with us in the event of any doubt. Unless we have provided express written assurance of the products' specific suitability or characteristics in respect of a contractually stipulated intended use, any technical application-related advice or instruction will never

be binding, even though it is provided to the best of our knowledge. In all other respects, our general terms and conditions of sale and delivery shall apply.

When a new version of this Technical Data Sheet is published, it shall replace the previous version.