



WP Top [basic]

Water-impermeable ready-mixed dry mortar



Type/Name	Availability	
	Quantity per pallet	36
	Size / Quantity	25 kg
	Type of container	Paper bag
	Container code	25
	Art. no.	
grey	0428	■

Application rate

Approx. 1.6 kg/m²/mm layer thickness or approx. 1.6 kg/dm³

Apply to a large enough trial area to determine the precise amount required.



Range of use

- Interior waterproofing in the Remmers [basic] system
- Levelling mineral substrates
- Water-impermeable render and masonry mortar



Property profile

- Water-impermeable from a dry layer thickness of 20 mm
- Stable
- High sulphate resistance and low active alkali content (SR/NA)
- Resistant to water, frost and weathering
- Pore hydrophobic
- Machine workable
- Fibre-reinforced

Characteristic data of the product

Layer thickness	Single layer 10 - 30 mm
Bulk density	Approx. 1.65 kg/dm ³
Water requirement	Approx. 4.1 - 5.2 l/25 kg
Capillary water uptake	≤ 0.1 kg/(m ² min ^{0.5})
Area of application	Load class 1 "pressing water" as per WTA Leaflet 4-6 "Subsequent waterproofing of components with ground contact" Table 7 (0.3 bar water pressure)", minimum dry layer thickness: ≥ 20 mm (in 2 coats/layers)
Reaction to fire class	A1
Compressive strength	≥ 10 N/mm ² (corresponds to CS IV)
Dynamic E-modulus	≥ 10000 N/mm ²
Maximum grain size	2 mm
Bulk density of fresh mortar	Approx. 1.9 kg/dm ³

The values stated represent typical characteristic data of the product and are not to be understood as binding product specifications.

Certificates

- **Remmers [basic]-system_internal waterproofing acc. to WTA 4-6_valid until 15.01.2025**

Possible system products

- **Kiesol (1810)**
- **SP Top SL [basic] (1050)**



- WP Sulfatex (0430)
- Salt Inhibitor (0674)
- Sulfatex Liquid (0663)
- Remmers Restoration Renders
- Remmers Abdichtungsprodukte (FPD, MDS, PMBC)

Preparation

■ Substrate requirements

The substrate must be level, clean, dust-free and stable, and free of oil, grease and release agents.

■ Substrate preparation

Remove plasters, paints and coatings to at least 80 cm above the damaged area or as indicated by examination and scrape out damaged joints to a depth of approx. 2 cm.

Primer

Apply an even layer of Kiesol (1:1 with water).

Pre-wet highly absorbant substrates with water.

If necessary, pre-treat salt-contaminated substrates with Sulfatex LQ and/or Salt IH (without Kiesol).

Bonding layer

Mix WP Top [basic] to a slurry consistency and apply as a bonding layer to the slightly damp primer.

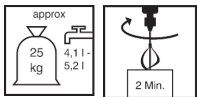
Alternatively: apply a bonding layer of WP Sulfatex or SP Prep as a preparatory mortar to the surface once it has been levelled.

Levelling

Level out unevenness, depressions > 5 mm and joints with WP Top [basic].

Apply the plaster to the fresh bonding layer, or after 2-4 days if SP Prep is used as a bonding layer.

Production of the mixture

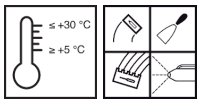


■ Mixing

Pour water into a clean container and add dry mortar.

Using a mixer, mix intensively for approx. 2 minutes until homogeneous.

Directions



■ Conditions for use

Temperature of the material, air and substrate: from min. +5 °C to max. +30 °C.

Low temperatures increase, while high temperatures decrease the working and setting time.

■ Working time (+20 °C)

Approx. 90 minutes

Apply the product using suitable tools or machine equipment in one or more layers - thickness per layer: min. 10 to max. 30 mm. For multi-layer application, roughen the previous layer with a plaster comb and apply the following layer after sufficient drying.

After application, smooth the surface with a plasterer's float.

Finish the surface once set.

Prepare the surface for subsequent coats after sufficient drying using a grated scraper. Apply subsequent coats after 2-7 days.

Tips on use

Once it has hardened, mortar must not be made workable again by adding either water or more wet mortar. Protect wet mortar surfaces against frost, rain and drying out too quickly for at least 4 days.

Hairline/shrinkage cracks are safe and are not cause for complaint as they do not impair the properties of the mortar.

Please contact Remmers Technical Service (phone +49 5432 83900) before applying with machine processing.

Notes

May contain traces of pyrite (iron sulphide).

Do not use on gypsum-based substrates.

The mixing water must be of drinking water quality.

Low chromate content in accordance with Directive 2003/53/EC.

Always set up a trial area/trial areas first.

Current regulations and legal requirements must be taken into account and deviations from these must be agreed separately.

The relevant test certificates must be observed when planning and carrying out work.

Tools / Cleaning



Mixing tool, trowel, smoothing trowel, plastic float, grated scraper, toothed trowel, plasterer's float

Clean tools with water while the material is still fresh.

Remmers tools

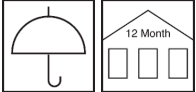
- Mischgefäß (4030)
- Profile Trowel (5047)
- Rundkelle (4114)
- Putzkamm (4130)
- Gitterrabort (4231)



- > **Aufziehplatte (4436)**
- > **Alu-Kardätsche mit Holzgriff (4429)**
- > **Putz- und Glättspachtel XXL Coating knife (4437)**
- > **Spritzputzapparat (4439)**
- > **Heizkörperpinsel (4541)**
- > **Smoothing Trowel (4004)**
- > **Glättkelle (4117)**
- > **Smoothing Trowel Duo (4118)**

Storage / Shelf life

If stored in an unopened container and in a dry place, the product will keep for approx. 12 months.



Safety data / Regulations

For further information on the safety aspects of transporting, storing and handling the product and on disposal and environmental matters, please see the current Safety Data Sheet.

Personal protective equipment

Respiratory protection with a particle filter P2 must be worn during spraying, together with protective goggles. Wear suitable protective gloves and clothing.

Disposal

Larger quantities of leftover product should be disposed of in the original containers in accordance with the applicable regulations. Completely empty, clean containers should be recycled. Do not dispose of together with household waste. Do not allow to enter the sewage system. Do not empty into drains.

Declaration of performance

> **Declaration of performance**

Declaration of conformity



0921

Remmers GmbH

Bernhard-Remmers-Str. 13, D – 49624 Lönningen

UKCA Remmers (UK) Limited

1&2 Garden Suites, Coleshill Manor Campus, Birmingham B46 1DL (GB)

CE 11 / UKCA 21

GBI-P 52-4

EN 998-1: 2017-02

0428

Designed rendering/plastering mortar without special characteristics

0921

Remmers GmbH

Bernhard-Remmers-Str. 13, D – 49624 Lönningen

UKCA Remmers (UK) Limited

1&2 Garden Suites, Coleshill Manor Campus, Birmingham B46 1DL (GB)

CE 11 / UKCA 21

GBI-P 52-4

EN 998-1: 2017-02

0428

Reaction to fire class:

A1

Adhesion:

≥ 0.4 N/mm² (fracture pattern B)

Water absorption:

W2

Water vapour permeability (μ):

≤ 25

Thermal conductivity (λ_{10,dry, mat.}) for P 50%:

≤ 0.83 W/(mK) (tab. value EN 1745)

Thermal conductivity (λ_{10,dry, mat.}) for P 90%:

≤ 0.93 W/(mK) (tab. value EN 1745)

Durability (against freeze-thaw):

Resistant, by use acc. TDS

Dangerous substances:

NPD



Please note that the data and information given above have been calculated as guidelines in the laboratory and from real-life experience and are therefore not binding as a basic principle.

This information is therefore of a general nature only and describes our products and how they are used and worked with. In this respect, it must be borne in mind that the varied and diverse nature of the

prevailing working conditions, materials used and construction sites encountered means that not every individual case can be covered. In this respect, we therefore recommend either conducting tests or liaising with us in the event of any doubt. Unless we have provided express written assurance of the products' specific suitability or characteristics in respect of a contractually stipulated intended use, any technical application-related advice or instruction will never

be binding, even though it is provided to the best of our knowledge. In all other respects, our general terms and conditions of sale and delivery shall apply.

When a new version of this Technical Data Sheet is published, it shall replace the previous version.