



## VM Fill rapid

### - Composite Mortar S -

Rapid setting, feltable adhesive and repair mortar



Colour	Availability	
	Quantity per pallet	42
	<b>Size / Quantity</b>	<b>25 kg</b>
	Type of container	PE bag
	Container code	25
	<b>Art. no.</b>	
antique white	0519	■

#### Application rate

Approx. 1.3 kg/m<sup>2</sup>/mm layer thickness

Apply to a large enough trial area to determine the precise amount required.



#### Range of use



- Fast-acting adhesive mortar, filler and low-build render
- Repairing cracked render and bonded thermal insulation systems on facades
- Plinth render
- Stucco

#### Property profile

- Fast setting
- Repels water
- Water vapour permeable
- Good adhesive properties
- Can be felted
- Resistant to water, frost and weathering

#### Characteristic data of the product

Layer thickness	Single layer 2 - 4 mm Two layers up to max. 6 mm
Bulk density	Approx. 1.4 kg/dm <sup>3</sup>
Water requirement	Approx. 5.7 - 5.9 l/25 kg
Capillary water uptake	w = < 0.2 kg/(m <sup>2</sup> h <sup>0.5</sup> )
Water vapour diffusion	s <sub>D</sub> = 0.5 m (2 mm layer thickness)
Compressive strength	Approx. 10 N/mm <sup>2</sup>
Maximum grain size	≤ 0.5 mm

The values stated represent typical characteristic data of the product and are not to be understood as binding product specifications.

#### Possible system products

- > **VM Fill (0517)**
- > **Color SH (0630)**
- > **Color PA (6500)**
- > **Color Flex (2976)**
- > **Tex 4/100 (3880)**

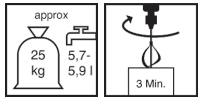
#### Preparation

- **Substrate requirements**  
Clean, dust-free and capable of supporting a load.
- **Substrate preparation**



Pre-wet the substrate so that it is slightly moist.

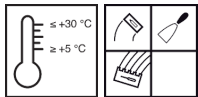
**Production of the mixture**



■ **Mixing**

Pour water into a clean container and add dry mortar.  
Mix thoroughly for approximately 3 minutes until the proper consistency for working has been achieved.

**Directions**



■ **Conditions for use**

Temperature of the material, air and substrate: from min. +5 °C to max. +30 °C.  
Low temperatures increase, while high temperatures decrease the working and setting time.

■ **Working time (+20 °C)**

Approx. 45 minutes

**Contact layer**

Using a suitable tool, apply the product as a contact layer.

**Reinforcing layer**

Using a toothed trowel, apply the material in a coating thickness of 3 mm.  
Embed reinforcement fabric in the upper third of the render, with fabric widths overlapping by at least 10 cm.

**Surface decoration**

Apply the second layer while the first is still wet.  
Smooth the surface using a suitable tool.  
Finish the surface once set.

**Tips on use**

Once it has hardened, mortar must not be made workable again by adding either water or more wet mortar.  
Protect wet mortar surfaces against frost, rain and drying out too quickly for at least 4 days.  
Hairline/shrinkage cracks are safe and are not cause for complaint as they do not impair the properties of the mortar.  
Apply additional diagonal reinforcement to the edges of building openings.  
Do not interrupt work when coating continuous surfaces.  
On larger surfaces and when there are several levels of scaffolding, coating should be carried out on all levels at the same time to avoid seams.  
Please contact Remmers Technical Service (phone +49 5432 83900) before applying with machine processing.

**Notes**

Do not work on substrates where moisture is penetrating from the rear.  
The colour that is obtained after drying and hardening depends on the ambient conditions and the processing method. For instance, a freshly smoothed surface will be lighter than one that is smoothed later or roughened.  
Different grain sizes of the same product may lead to slight differences in colour. Substrates soaked from the back may cause discolouration.  
When coating continuous surfaces, only use materials with the same batch number.  
Take appropriate measures to protect adjacent building elements and materials that should not come into contact with the product.  
May contain traces of pyrite (iron sulphide).  
Do not use on gypsum-based substrates.  
The mixing water must be of drinking water quality.  
Low chromate content in accordance with Directive 2003/53/EC.  
Always set up a trial area/trial areas first.  
Current regulations and legal requirements must be taken into account and deviations from these must be agreed separately.

**Tools / Cleaning**



Mixing tool, notched trowel, trowel, smoothing trowel, plasterer's float, sponge float  
Clean tools with water while the material is still fresh.

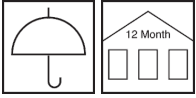
**Remmers tools**

- › **Mischgefäß (4030)**
- › **Collomix® Stirrer KR (4292)**
- › **Collomix® HEXAFIX® Nachrüstadapter (4283)**
- › **Remmers Quirlex (4282)**
- › **Protective paper (5019)**
- › **Smoothing Trowel (4004)**
- › **Glättkelle (4117)**
- › **Smoothing Trowel Duo (4118)**
- › **Fine render trowel -FLEXIS ONE- (4233)**
- › **Schwammbrett gelb (4936)**
- › **Latex float (4548)**



**Storage / Shelf life**

If stored in an unopened container and in a dry place, the product will keep for approx. 12 months.



**Safety data / Regulations**

For further information on the safety aspects of transporting, storing and handling the product and on disposal and environmental matters, please see the current Safety Data Sheet.

**Disposal**

Larger quantities of leftover product should be disposed of in the original containers in accordance with the applicable regulations. Completely empty, clean containers should be recycled. Do not dispose of together with household waste. Do not allow to enter the sewage system. Do not empty into drains.

Please note that the data and information given above have been calculated as guidelines in the laboratory and from real-life experience and are therefore not binding as a basic principle.

This information is therefore of a general nature only and describes our products and how they are used and worked with. In this respect, it must be borne in mind that the varied and diverse nature of the

prevailing working conditions, materials used and construction sites encountered means that not every individual case can be covered. In this respect, we therefore recommend either conducting tests or liaising with us in the event of any doubt. Unless we have provided express written assurance of the products' specific suitability or characteristics in respect of a contractually stipulated intended use, any technical application-related advice or instruction will never

be binding, even though it is provided to the best of our knowledge. In all other respects, our general terms and conditions of sale and delivery shall apply.

When a new version of this Technical Data Sheet is published, it shall replace the previous version.