



Wood Impregnation [eco]

Water-repellent impregnation for interior and exterior wood




Availability			
Quantity per pallet	672	200	96
Size / Quantity	3 x 0,75 l	2 x 2,5 l	2 x 5 l
Type of container	Tin bucket	Tin bucket	Tin bucket
Container code	01	03	05
Art. no.			
0652	■	■	■

Application rate

Approx. 80-120 ml/m² per coat, at least 2 coats required



Range of use



- For interior and exterior
- Wood without ground contact
- Wood components with no limited stability (only as primer): e.g. fences, timber-frame constructions, carports, wooden lagging
- Wooden components with limited dimensional stability (only as primer): e.g. folding shutters, profiled boards, garden houses
- Dimensionally stable wood building elements (when used as a primer only): e.g. windows and doors
- Pre-treatment under translucent, opaque and oil coatings
- Playground equipment

Property profile



- Water-based: does not give off any unpleasant odours and tools can be cleaned with water
- Biocide-free
- Protects wood against moisture
- Reduces dark discolouration of the wood
- Longer-lasting coating effect: minimises swelling and shrinkage of the wood
- When used with stains: more uniform appearance
- Recyclable: timber building elements (e.g. windows) impregnated with Induline IW-130 can be recycled without restrictions

Characteristic data of the product

Binder	Special combination of latest-generation functional polymers
Density (20 °C)	Approx. 1.01 g/cm ³
Odour	Mild, odourless once dry

The values stated represent typical characteristic data of the product and are not to be understood as binding product specifications.

Possible system products

- Sealing Primer (3440)
- Finishing Paint (3600)
- Maintenance Oil (2652)

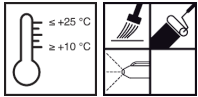
Preparation

- Substrate requirements
Dimensionally stable wood building elements: wood moisture content 11-15%
Wood building elements with limited or no dimensional stability: wood moisture content max. 18%
The substrate must be clean, dust-free and dry.
- Substrate preparation
Thoroughly remove any dirt, grease and non-adhering old coatings.
To enhance the effect, the construction should be designed to repel water (avoid horizontal surfaces, open end grains, capillary joints, water and moisture pockets, splashing water contact, sharp edges).



Take appropriate measures to protect adjacent building elements and materials that should not come into contact with the product.
Observe BFS Code of Practice No. 18 "Coatings on Wood and Wooden Working Materials in Outdoor Areas".

Directions



- Conditions for use
Temperature of the material, air and substrate: from min. $+10^{\circ}\text{C}$ to max. $+25^{\circ}\text{C}$.
- Stir well.
- Apply with a brush, roller or by spraying.
- Apply in the direction of the grain.
- After drying and intermediate sanding (P 180 - 320), apply a finishing coat.

Tips on use



Rainfall may cause water soluble substances to bleed from wood that is rich in such substances, e.g. oak, red cedar, afzelia, redwood, etc. This may lead to the discolouration of light-coloured masonry or render.
Only use the product on bare wood.
A preliminary test for adhesion and compatibility is required before overcoating with system products not listed.
On planed wood surfaces and very resinous softwoods, the adhesion and weather resistance of the coating may be reduced. This leads to a shortening of the renovation intervals. We therefore recommend using coarse wood sanding (P 80) or rough-sawn wood.

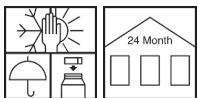
- Drying
Approx. 4 hours at 20°C and 65% relative humidity.
Low temperatures, poor ventilation and high humidity delay drying.
- Thinning
Ready to use

Tools / Cleaning



Paintbrush with synthetic bristles, flat brush, foam roller, pressure sprayer
Clean tools with water and detergent immediately after use.
Ensure that any residue from cleaning is disposed of correctly.

Storage / Shelf life



If stored unopened in its original container in a cool, dry place and protected against frost, the product will keep for at least 24 months.
Use the contents of open containers as quickly as possible.

Safety data / Regulations

For further information on the safety aspects of transporting, storing and handling the product and on disposal and environmental matters, please see the current Safety Data Sheet.

Disposal

Larger quantities of leftover product should be disposed of in the original containers in accordance with the applicable regulations. Completely empty, clean containers should be recycled. Do not dispose of together with household waste. Do not allow to enter the sewage system. Do not empty into drains.

Biocidal Products Regulation

Contains a biocidal product (in-can preservative) with the biocidal agents CMIT/MIT (3:1) for protecting the container content from deterioration by microbial organisms (germs, yeast, etc.). Please note the processing guidelines carefully!

VOC content as per the "Decopaint" Directive (2004/42/EC)

EU limit value for the product (cat A/f): max. 130 g/l (2010).
This product contains < 130 g/l VOC.

VOC	
Kat.	A/f
2010:	130g/l
max.:	130g/l

Please note that the data and information given above have been calculated as guidelines in the laboratory and from real-life experience and are therefore not binding as a basic principle.

This information is therefore of a general nature only and describes our products and how they are used and worked with. In this respect, it must be borne in mind that the varied and diverse nature of the

prevailing working conditions, materials used and construction sites encountered means that not every individual case can be covered. In this respect, we therefore recommend either conducting tests or liaising with us in the event of any doubt. Unless we have provided express written assurance of the products' specific suitability or characteristics in respect of a contractually stipulated intended use, any technical application-related advice or instruction will never

be binding, even though it is provided to the best of our knowledge. In all other respects, our general terms and conditions of sale and delivery shall apply.

When a new version of this Technical Data Sheet is published, it shall replace the previous version.