# Facade Cream 25 [basic]

Hydrophobic impregnation in cream form

| | Availability | | |
|---|---|---|---|
| | Quantity per pallet | 64 | 32 |
| | **Size / Quantity** | **5 l** | **12,5 l** |
| | Type of container | Plastic bucket | Plastic bucket |
| | Container code | 05 | 13 |
| | **Art. no.** | | |
| | 0707 | ■ | ■ |

## Application rate

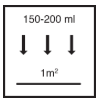


Approx. 150 - 200 ml/m² depending on porosity
The amount of impregnation agent required should be determined on a trial area of a suitable size (1-2 m²).

## Range of use

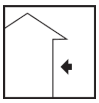

- Impregnation of mineral substrates
- Protection of facades against driving rain
- Reduces susceptibility to dirt and green discolouration
- Porous, mineral building materials in outdoor areas
- Protection against driving rain when retrofitting cavity insulation and interior insulation
- Not suitable for materials that are sensitive to solvents, such as polystyrene or bitumen.

## Property profile

- Repels water
- Water vapour diffusion capable
- Improves resistance to frost and de-icing salts
- UV-resistant
- Can be applied sparingly, with absolute precision and with no losses

## Characteristic data of the product

| | |
|---|---|
| Carrier material | Disaromatised hydrocarbons / water |
| Density (20 °C) | Approx. 0.83 kg/l |
| Active ingredient | Silane/siloxane |
| Active ingredient content | Approx. 25 M% |
| Flash point °C | > 61 |
| Appearance/colour | Milky, white, creamy |

The values stated represent typical characteristic data of the product and are not to be understood as binding product specifications.

## Possible system products

- BFA* (0673)
- Traffic Film Remover (0671)
- Clean FP (0666)
- Clean AC [basic] (0672)
- Clean WR (0675)

*Use biocidal products carefully.
Always read the label and product information before use.

## Preparation

- Substrate requirements
  The substrate must be clean, dust-free and dry.

- Substrate preparation
  Any construction defects such as cracks, cracked joints, defective connections, rising damp and hygroscopic moisture must be remedied in advance.
  The substrate must be free from biological contamination such as moss, algae and mould.

Perform any necessary cleaning gently, e.g. by spraying with cold or warm water or by steam-cleaning; use rotec soft whirl jet technology or Remmers cleaning products (e.g. Traffic Film Remover (0671), Clean FP (0666), Clean AC (0672), Combi WR (0675)) on tough stains.

## Directions

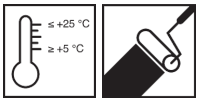


Conditions for use
Temperature of the material, air and substrate: from min. +5 °C to max. +25 °C.

Apply material undiluted using a roller.

## Tips on use

Take appropriate measures to protect adjacent building elements and materials that should not come into contact with the product.
Protect freshly treated surfaces from driving rain, wind, sunlight and condensation.

## Notes

Deviations from applicable regulations must be agreed separately.
The relevant test certificates must be observed when planning and carrying out work.
Water must not be allowed to penetrate behind the hydrophobized zone.
Carry out a quantitative analysis of aggressive salts if there are any salts present that could damage building materials.
High concentrations of harmful salts can cause major structural damage that impregnation cannot prevent.
The level of absorption is crucial for the impregnation agent to work at its best. This depends on the respective pore volume and moisture content of the building material.
Testing effectiveness:
The water absorption of mineral building materials can be determined using the Funcosil Test Tube developed by Professor Karsten (Funcosil Facade Testing Kit, article no. 4954).
Testing can only be carried out at the earliest 6 weeks after application.
Substrates with very low absorbency and highly textured surfaces should be treated with a liquid impregnation agent.
A test of effectiveness needs to be carried out on carbonaceous natural stone.

## Tools / Cleaning

Long-pile lamb's wool roller

Tools must be clean and dry.
Clean tools with water after use and before any lengthy interruptions to work.

## Storage / Shelf life

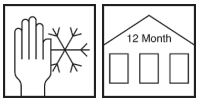


If stored unopened in its original container in a cool, dry place and protected against frost, the product will keep for at least 12 months.

## Safety data / Regulations

For further information on the safety aspects of transporting, storing and handling the product and on disposal and environmental matters, please see the current Safety Data Sheet.

## Disposal

Larger quantities of leftover product should be disposed of in the original containers in accordance with the applicable regulations. Completely empty, clean containers should be recycled. Do not dispose of together with household waste. Do not allow to enter the sewage system. Do not empty into drains.

Please note that the data and information given above have been calculated as guidelines in the laboratory and from real-life experience and are therefore not binding as a basic principle.

This information is therefore of a general nature only and describes our products and how they are used and worked with. In this respect, it must be borne in mind that the varied and diverse nature of the prevailing working conditions, materials used and construction sites encountered means that not every individual case can be covered. In this respect, we therefore recommend either conducting tests or liaising with us in the event of any doubt. Unless we have provided express written assurance of the products' specific suitability or characteristics in respect of a contractually stipulated intended use, any technical application-related advice or instruction will never be binding, even though it is provided to the best of our knowledge. In all other respects, our general terms and conditions of sale and delivery shall apply.

When a new version of this Technical Data Sheet is published, it shall replace the previous version.