



## Betofix QR2

Fast-acting grout

Colour	Availability	
	Quantity per pallet	42
	<b>Size / Quantity</b>	<b>25 kg</b>
	Type of container	PE bag
	Container code	25
	<b>Art. no.</b>	
grey	1063	■

Application rate                      Approx. 2.0 kg/dm<sup>3</sup>



Range of use



- Interior and exterior use
- Mineral substrates in dry, damp, wet and underwater areas
- Placing and repairing manhole rings and manhole covers
- For rapid closing of pipe lead-throughs, cavities and missing areas
- Sealing and closing off leaks and damp areas

Property profile

- Very high early strength (capable of bearing loads after 45 minutes)
- Water impermeable
- Corrosion-inhibiting
- Freeze/thaw-resistant

Characteristic data of the product

Water requirement	Approx. 14-15% corresponds to 3.5-3.8 l/25 kg
Compressive strength	1 h ≥ 10 N/mm <sup>2</sup> 3 h ≥ 14 N/mm <sup>2</sup> 24 h ≥ 30 N/mm <sup>2</sup> 7 d ≥ 40 N/mm <sup>2</sup> 28 d ≥ 45 N/mm <sup>2</sup>
Maximum grain size	2 mm
Initial setting (20 °C)	Approx. 15 minutes
Bulk density of fresh mortar	Approx. 2.2 kg/dm <sup>3</sup>
Consistency of the mixture	Approx. 25 cm (slump)

The values stated represent typical characteristic data of the product and are not to be understood as binding product specifications.

Possible system products

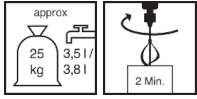
- [Betofix NBM \(1230\)](#)
- [Remmers release agents](#)

Preparation

- Substrate preparation  
**Concrete surface:**  
Stable, clean, dust-free  
Observe the applicable technical regulations for the following parameters:  
- Adhesive pull strength of the substrate  
- Minimum roughness/roughness depth  
Pre-wet the substrate so that it is slightly moist.



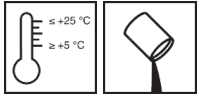
#### Production of the mixture



- **Mixing**  
Prepare water, add dry mortar and mix until homogeneous.

**Mixing time:** approx. 2 minutes  
Mixing intensively for long periods leads to shorter setting times.  
The mixed mortar must be used immediately.

#### Directions



- **Conditions for use**  
Temperature of the material, air and substrate: from min. +5 °C to max. +25 °C.  
Low temperatures increase, while high temperatures decrease the working and setting time.  
Once it has hardened, mortar must not be made workable again by adding either water or more wet mortar.

**Working time:**  
(+20 °C): approx. 10 minutes

**Layer thickness:**  
10 - 50 mm

Construct formwork if necessary.  
Pour the mortar into the formwork using a suitable filling device.  
Re-compact if necessary.

**Subsequent processing**  
Protect fresh mortar surfaces from wind, direct sunlight, rain and/or frost for at least 3 days so that they do not dry too quickly.

#### Tips on use

On account of the fast setting time, do not mix more mortar than is actually needed.

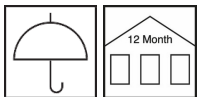
#### Tools / Cleaning



Mixing tool: single-shaft and twin-shaft mixer  
Clean tools with water while the material is still fresh.

- Remmers tools
- [Mischgefäß \(4030\)](#)

#### Storage / Shelf life



If stored in an unopened container and in a dry place, the product will keep for approx. 12 months.

#### Safety data / Regulations

For further information on the safety aspects of transporting, storing and handling the product and on disposal and environmental matters, please see the current Safety Data Sheet.

#### Disposal

Larger quantities of leftover product should be disposed of in the original containers in accordance with the applicable regulations. Completely empty, clean containers should be recycled. Do not dispose of together with household waste. Do not allow to enter the sewage system. Do not empty into drains.



Declaration of conformity



Remmers GmbH  
Bernhard-Remmers-Str. 13, D – 49624 Lönningen

23  
GBI-P 67  
EN 1504-3: 2005  
1063

Product for non structural repair for concrete

Compressive strength:	class R3
Chloride ion content:	≤ 0.05 %
Adhesive bond:	≥ 1.5 MPa
Restrained shrinkage/expansion:	≥ 1.5 MPa
Carbonation resistance:	NPD
Elastic modulus:	≥ 15 GPa
Thermal compatibility:	≥ 1.5 MPa
Capillary absorption:	≤ 0.5 kg/(m <sup>2</sup> h <sup>0.5</sup> )
Reaction to fire:	class A1

Please note that the data and information given above have been calculated as guidelines in the laboratory and from real-life experience and are therefore not binding as a basic principle.

This information is therefore of a general nature only and describes our products and how they are used and worked with. In this respect, it must be borne in mind that the varied and diverse nature of the

prevailing working conditions, materials used and construction sites encountered means that not every individual case can be covered. In this respect, we therefore recommend either conducting tests or liaising with us in the event of any doubt. Unless we have provided express written assurance of the products' specific suitability or characteristics in respect of a contractually stipulated intended use, any technical application-related advice or instruction will never

be binding, even though it is provided to the best of our knowledge. In all other respects, our general terms and conditions of sale and delivery shall apply.

When a new version of this Technical Data Sheet is published, it shall replace the previous version.