



FM HANSE B-FILL

Lime-cement jointing mortar, machin- workable
Strength class M5, maximum grain size 1 mm

Colour	Availability	
	Quantity per pallet	42
	Size / Quantity	25 kg
	Type of container	PE bag
	Container code	25
	Art. no.	
grey	1451	■

Application rate

Approx. 1.6 kg/l joint space

Apply to a large enough trial area to determine the precise amount required.



Range of use

- Initial pointing
- Brick and natural stone masonry
- Mortar joints from 5 to 30 mm



Property profile

- Machine workable
- Good flank adhesion

Characteristic data of the product

Water requirement	Approx. 5 l/25 kg
Water vapour diffusion resistance	μ approx. 15
Compressive strength (28 d)	> 5 N/mm ² (M5)
Dynamic E-modulus (28 days)	> 7000 N/mm ²
Maximum grain size	Approx. 1 mm
Open porosity	Approx. 30 vol%

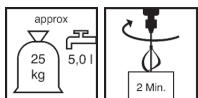
The values stated represent typical characteristic data of the product and are not to be understood as binding product specifications.

Preparation

- **Substrate requirements**
Clean, dust-free and capable of supporting a load.
- **Substrate preparation**
Joint depth min. 2 cm or double the joint width.
Sanded joint sides can lead to lateral detachment.

Production of the mixture

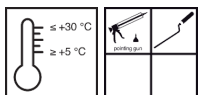
- **Mixing**
Pour water into a clean container and add dry mortar.
Mix thoroughly and uniformly with a mixer for approx. 2 minutes until the proper consistency for working has been achieved.



Directions

- **Conditions for use**
Temperature of the material, air and substrate: from min. +5 °C to max. +30 °C.
Low temperatures increase, while high temperatures decrease the working and setting time.
- **Working time (+20 °C)**
Approx. 2 hours

Pre-wet the open, cleaned joint.
Using a suitable conveying pump, pour fresh mortar into the joint and press in but do not compress.





Only mix as much mortar as can be used within approx. 2 hours.

Tips on use

Once it has hardened, mortar must not be made workable again by adding either water or more wet mortar. Protect wet mortar surfaces against frost, rain and drying out too quickly for at least 4 days. The flank adhesion can be increased by adding ZM HF ^[basic] to the mixing water (ratio 1:10). Wait at least 24 hours before applying subsequent layers.

Notes

May contain traces of pyrite (iron sulphide).
Do not use on gypsum-based substrates.
The characteristic data of the product were calculated under laboratory conditions at 20°C and 65% relative humidity.
Low chromate content in accordance with Directive 2003/53/EC.
The mixing water must be of drinking water quality.
Alkaline binders may cause a dissolution process on non-ferrous metals.
Current regulations and legal requirements must be taken into account and deviations from these must be agreed separately.
The relevant test certificates must be observed when planning and carrying out work.

Tools / Cleaning

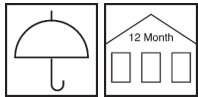


Mixing tool, suitable feed pump, trowel, jointing iron, profiling tool (e.g. tubing)
Clean tools and equipment with water before the mortar sets.

Remmers tools

- > **Mischgefäß (4030)**
- > **Collomix® Stirrer KR (4292)**

Storage / Shelf life



If stored in an unopened container and in a dry place, the product will keep for approx. 12 months.

Safety data / Regulations

For further information on the safety aspects of transporting, storing and handling the product and on disposal and environmental matters, please see the current Safety Data Sheet.

Disposal

Larger quantities of leftover product should be disposed of in the original containers in accordance with the applicable regulations. Completely empty, clean containers should be recycled. Do not dispose of together with household waste. Do not allow to enter the sewage system. Do not empty into drains.

Declaration of conformity



NB 0785

Remmers GmbH

Bernhard-Remmers-Str. 13, D – 49624 Lönninge

18

GBI-P 27-1

EN 998-2: 2016-11

1451

Designed general purpose masonry mortar for external use in elements subject to structural requirements

Compressive strength:	M5
Bond strength:	≥ 0.08 N/mm ²
	Characteristic initial shear strength (adhesive shear strength) tested acc. to EN 1052-3 (method B) in conjunction with sand-lime brick acc. to EN 771 at a moisture content of 3-7 M.-%
Chloride content:	≤ 0.01 M.-%
Water absorption:	≤ 0.70 kg/(m ² •min ^{0.5})
Water vapour permeability (μ):	15/35 (tab. value EN 1745)
Thermal conductivity (λ _{10,dry,mat.}) for P = 50%:	≤ 0.82 W/(m•K) (tab. value EN 1745)
Thermal conductivity (λ _{10,dry,mat.}) for P = 90%:	≤ 0.92 W/(m•K) (tab. value EN 1745)
Durability (against freeze-thaw):	Resistant, by use acc. TDS
Reaction to fire class:	A1
Dangerous substances:	NPD



Please note that the data and information given above have been calculated as guidelines in the laboratory and from real-life experience and are therefore not binding as a basic principle.

This information is therefore of a general nature only and describes our products and how they are used and worked with. In this respect, it must be borne in mind that the varied and diverse nature of the

prevailing working conditions, materials used and construction sites encountered means that not every individual case can be covered. In this respect, we therefore recommend either conducting tests or liaising with us in the event of any doubt. Unless we have provided express written assurance of the products' specific suitability or characteristics in respect of a contractually stipulated intended use, any technical application-related advice or instruction will never

be binding, even though it is provided to the best of our knowledge. In all other respects, our general terms and conditions of sale and delivery shall apply.

When a new version of this Technical Data Sheet is published, it shall replace the previous version.