Induline ZW-507i

Water-based, transparent sealing filler for spraying methods

Colour	Availability				
	Quantity per pallet	96	22	4	1
	Size / Quantity	**5 l**	**20 l**	**120 l**	**1000 l**
	Type of container	Tin canister	Tin canister	Drum	Container
	Container code	05	20	68	61
	Art. no.				
clear	1636	■	■	■	■

Application rate

150 - 200 ml/m² per application
(equivalent to: wet film thickness: 150 - 200 µm, dry film thickness: 35 - 45 µm)

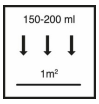

Range of use

- For use on interior and exterior wood
- Softwood and hardwood (in particular larch and oak)
- Dimensionally stable wood building elements: e.g. windows and doors
- Intermediate coat for opaque and transparent systems
- For use by professionals

Property profile

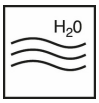

- Good flow properties
- Outstanding (wet) adhesion
- Less discolouration due to water-soluble substances in the wood
- Reduces surface impairments caused by substances contained in specific types of wood (e.g. larch).
- Reduces the tendency of the wood to turn darker as a result of a reaction to tannic acid (e.g. oak)
- UV blockers provide greater protection for translucent colours
- Good sanding properties

Characteristic data of the product

Binder	Acrylate/PU copolymer
Density (20 °C)	Approx. 1.03 g/cm³
Viscosity	Ca. 2300 mPas
Odour	Characteristic

The values stated represent typical characteristic data of the product and are not to be understood as binding product specifications.

Certificates

- French VOC Emission Test

Possible system products

- Induline SW-900* (3776)
- Induline GW-360 (3201)
- Induline GW-209 (2498)
- Induline DW-601 Aqua Stop (1725)
- Induline LW-700 (3400)
- Induline LW-720 (3996)
- Induline LW-721/05 (5105)
- Induline LW-722 [eco] (5100)
- Induline LW-725 (3941)
- Induline NW-740/05 (7920)
- Induline DW-625 (1764)
- Induline DW-691 (3070)
- Induline DW-692 (3056)
- Induline OW-810 (3461)

- Induline SW-935 (3786)

*Use biocidal products carefully.
Always read the label and product information before use.

Preparation

- Substrate requirements
The substrate must be clean, dry, free of dust, grease and loose substances, and prepared in the correct manner.
Dimensionally stable wood building elements: wood moisture content 11-15%

- Substrate preparation
If necessary, impregnate non-resistant woods with a wood preservative* (*Use biocides safely. Always read the label and product information before use).
Prime wood surfaces.
If necessary, protect parapet joints with Induline V-Joint Protection or Induline AF-920.

Directions

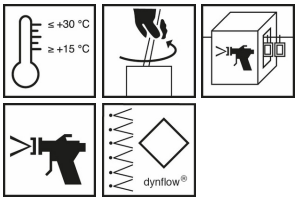

- Conditions for use
Temperature of the material, air and substrate: from min. +15 °C to max. +30 °C.

The values given are based on undiluted material. The best spraying pattern is achieved if the material has a temperature of 15-20 °C.
Ensure good ventilation.
If necessary, check compatibility with the substrate and sealing effect by applying a trial coat.
Airless spraying: nozzle size: 0.28-0.33 mm; material pressure: 70-90 bar.
Air-mix spraying: nozzle size: 0.28-0.33 mm; material pressure: 70-90 bar, atomiser air pressure 1-2 bar.
A repeat application may be required in exceptional cases.
Carry out intermediate sanding before applying a final coat: P 220-240, remove sanding dust.
Seal opened containers well and use contents as soon as possible.

Tips on use

Check colour, adhesion and compatibility with the substrate by setting up a trial area.
Before coating technically modified woods and wood-based materials, apply the coating to a trial surface and conduct a suitability test on the desired area of use.
Prior to full application, please apply a test coat to a sample area under practical conditions using the desired system, then test or examine the surface properties.
With water based coating systems, there is always a residual risk that substances contained in the wood will cause discoloration.
Bleeding resin is a natural phenomenon and cannot be prevented by coating measures, see BFS Code of Practice No. 18.
The product's sealing effect may be impaired if it is diluted too thinly, if the wood is too wet or if the recommended coating sequence, application volumes and drying times are not observed.
In the case of porous wood types (e.g. oak), care must be taken to ensure that the varnish fills the pores. It may be necessary to exceed the recommended application quantity.
Observe current standards and guidelines for coating wood building elements outdoors (Codes of Practice issued by the German Association of Window and Facade Manufacturers (VFF), Code of Practice No. 18 issued by the German Federal Committee for Paint and the Protection of Material Assets (BFS), guidelines issued by the German Lacquer and Printing Ink Association (VdL) and ift guidelines issued by the Institut für Fenstertechnik).
The system finder on our website www.remmers.com contains coating recommendations for specific wood types to be used when treating windows and exterior doors.

- Drying
Dust dry: after approx. 1 hour
Sandable and recoatable: after approx. 4 hours
(at 23 °C and 50 % RH)

Sandable and recoatable with forced drying: after approx. 20 minutes flash-off zone (at approx. 20 °C and 65 - 75 % r.h.) / 75 minutes drying phase (approx. 45 °C, 1 m/s air circulation) / 20 minutes cooling phase
Low temperatures, poor ventilation and high humidity delay drying.

- Thinning
If necessary, with water (max. 5 %).

Notes

Sealing compounds must be compatible with the coating and may only be applied once the coating has dried thoroughly.
Only use sealing profiles that are free of plasticisers.

Tools / Cleaning

Spraying systems, manual spray gun, Dynflow-system

Clean tools with water or Aqua RK-898 Cleaning Concentrate immediately after use.
Ensure that any residue from cleaning is disposed of correctly.

Storage / Shelf life	If stored unopened in its original container in a cool, dry place and protected against frost, the product will keep for at least 12 months.
Safety data / Regulations	For further information on the safety aspects of transporting, storing and handling the product and on disposal and environmental matters, please see the current Safety Data Sheet.
Personal protective equipment	Respiratory protection with at least an A/P2 combination filter must be worn during spraying, together with safety goggles. Wear suitable protective gloves and clothing.
Disposal	Larger quantities of leftover product should be disposed of in the original containers in accordance with the applicable regulations. Completely empty, clean containers should be recycled. Do not dispose of together with household waste. Do not allow to enter the sewage system. Do not empty into drains.
VOC content as per the "Decopaint" Directive (2004/42/EC)	EU limit value for the product (Cat. A/e): max. 130 g/l (2010). This product contains < 130 g/l VOC.

VOC	
Kat.	A/e
2010:	130g/l
max.:	130g/l

Please note that the data and information given above have been calculated as guidelines in the laboratory and from real-life experience and are therefore not binding as a basic principle.

This information is therefore of a general nature only and describes our products and how they are used and worked with. In this respect, it must be borne in mind that the varied and diverse nature of the prevailing working conditions, materials used and construction sites encountered means that not every individual case can be covered. In this respect, we therefore recommend either conducting tests or liaising with us in the event of any doubt. Unless we have provided express written assurance of the products' specific suitability or characteristics in respect of a contractually stipulated intended use, any technical application-related advice or instruction will never be binding, even though it is provided to the best of our knowledge. In all other respects, our general terms and conditions of sale and delivery shall apply.

When a new version of this Technical Data Sheet is published, it shall replace the previous version.