



PUR CL-240 Colour Varnish

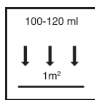
Flame-resistant, light-fast, two-component colour varnish with excellent hiding power



Colour	Availability						
	Quantity per pallet	288	288	200	200	60	22
	Size / Quantity	1 l	6 x 1 l	2,5 l	2 x 2,5 l	5 l	20 l
	Type of container	Tin bucket	Tin bucket	Tin bucket	Tin bucket	Tin bucket	Tin bucket
	Container code	01	01	03	03	05	20
	Art. no.						
PUR CL-240/20 matt							
special colours price class I	1801	■		■		■	■
special colours price class II	1802	■		■		■	■
special colours price class III	1803	■		■		■	■
PUR CL-240/30 semi-matt							
pure white (RAL 9010)	1965					■	■
white (RAL 9016)	1967					■	■
special colours price class I	1996	■		■		■	■
special colours price class II	1997	■		■		■	■
special colours price class III	1998	■		■		■	■
white aluminium (RAL 9006)	2003	■				■	
grey aluminium (RAL 9007)	2004	■				■	
base A	015158		■		■		
base C	015159		■		■		

Application rate

100 - 120 ml/m² per coat



Range of use



- Wood and wood-based materials
- High-quality furniture
- Kitchen and bathroom furniture
- Interior finishing of ships
- Shop fitting and trade fair stands
- As a glass varnish (in conjunction with PUR GLA-820)
- As a metal coating (in conjunction with UMA-824)
- For use by professionals

Property profile



- Very good hiding power
- Excellent flow properties
- Can also be used on vertical surfaces
- Excellent resistance to chemicals
- Resistant to hot water and steam
- Fire behaviour according to DIN EN 13501-1: C-s1,d0 on suitable substrates
- Suitable for interior finishing of ships (IMO)
- Lightfast
- Pleasant feel
- Free of aromatic compounds



Characteristic data of the product

Binder	Acrylate
Density (20 °C)	Approx. 1.21 g/cm ³
Odour	Characteristic

The values stated represent typical characteristic data of the product and are not to be understood as binding product specifications.

Certificates

- **DIN EN 71-3 "Migration of certain elements"**
- **EC type examination certificate, module B (IMO certification)**
- **Classification of fire behaviour according to DIN EN 13501-1 (C-s1, d0)**

Test standards

DIN 68861, 1B Chemical resistance

Additional information

- **Maintenance instructions for varnished furniture**

Possible system products

- **PUR H-280 Hardener (1975)**
- **PUR IF-235 Sealing Filler (3218)**
- **PUR SL-210 Finish (2005)**
- **Aqua PF-430 Pigment & Sealing Filler ^[fac] (3265)**
- **Überzugslacke**
- **V-89X-Verdünnung**
- **SM-820 Texturing Agent (1942)**
- **UMA-824 Universal Metal Adhesion Additive (3249)**

Preparation

■ **Substrate requirements**

The substrate must be clean, dry, free of dust, grease and loose substances, and prepared in the correct manner.

Wood moisture content: 8-12%

■ **Substrate preparation**

Wash off greasy or resin-rich woods/substrates with WV-891 or V-890. Use UN-894 indoors on the construction site. Ensure good ventilation for solvents.

Sand wood using P 100 - 180 grit.

Sand panels using P 180 - 320 grit.

Sand filler using P 240 - 320 grit.

Production of the mixture



■ **Mixing**

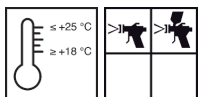
10:1 with PUR H-280 by volume (100:8 by weight)

Add hardener while stirring and homogenise the mixture.

Working time max. 8 hours, this may be shorter at higher temperatures.

When working with admixtures and additives, please read the Technical Data Sheet for the system product.

Directions



■ **Conditions for use**

Temperature of the material, air and substrate: from min. +18 °C to max. +25 °C.

Stir well.

Spray.

Flow cup gun: nozzle size: 1.8 - 2.0 mm; atomiser air pressure: 2 - 3 bar.

Airless spraying: nozzle size: 0.23 - 0.28 mm, material pressure: 80 - 120 bar.

Airmix spraying: nozzle size: 0.23 - 0.28 mm, material pressure: 80 - 100 bar, atomiser air pressure: 1.2 - 2 bar.

Carry out intermediate sanding (P 240 - 320) immediately before further coats.

Seal opened containers well and use contents as soon as possible.

Tips on use



Check colour, adhesion and compatibility with the substrate by setting up a trial area.

Before coating technically modified woods and wood-based materials, apply the coating to a trial surface and conduct a suitability test on the desired area of use.

To ensure optimum resistance to metal rings and to improve the resistance to chemicals, we recommend coating with a suitable, light-fast clear varnish.

■ **Drying**

Dust-dry: after approx. 40 minutes

Ready for overcoating: after approx. 2 hours

Can be stacked: after drying overnight

Practice values at +20 °C and 65% relative humidity.

Low temperatures, poor ventilation and high humidity delay drying.

■ **Thinning**

Ready to use, if necessary, dilute with V-890 Thinner, V-897 Thinner, V-893 Retardant.



Notes

DIN EN 71-3 "Migration of certain elements":

This product complies with the limits for the migration of heavy metals to children's toys according to DIN EN 71-3 and thus fulfils one of several further requirements for the safety of children's toys according to the EU "Toy Directive" (2009/48/EC).

To preserve the quality of the surface, we recommend regular cleaning and care using a lint-free cotton cloth. Please use solvent-free and silicone-free cleaning agents.

Please refer to the relevant test reports/certificates and the Technical Data Sheet for information on certified products and configurations.

For applications according to the Marine Equipment Directive, the maximum wet application quantity is 360 g/m².

Tools / Cleaning

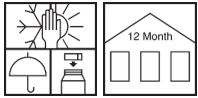


Airless/airmix spraying equipment, flow cup gun

Clean tools using WV-891 Brush Wash or V-890 Thinner.

Ensure that any residue from cleaning is disposed of correctly.

Storage / Shelf life



If stored unopened in its original container in a cool, dry place and protected against frost, the product will keep for at least 12 months.

Safety data / Regulations

For further information on the safety aspects of transporting, storing and handling the product and on disposal and environmental matters, please see the current Safety Data Sheet.

Personal protective equipment

Respiratory protection with at least an A/P2 combination filter must be worn during spraying, together with safety goggles. Wear suitable protective gloves and clothing.

Disposal

Larger quantities of leftover product should be disposed of in the original containers in accordance with the applicable regulations. Completely empty, clean containers should be recycled. Do not dispose of together with household waste. Do not allow to enter the sewage system. Do not empty into drains.

Please note that the data and information given above have been calculated as guidelines in the laboratory and from real-life experience and are therefore not binding as a basic principle.

This information is therefore of a general nature only and describes our products and how they are used and worked with. In this respect, it must be borne in mind that the varied and diverse nature of the

prevailing working conditions, materials used and construction sites encountered means that not every individual case can be covered. In this respect, we therefore recommend either conducting tests or liaising with us in the event of any doubt. Unless we have provided express written assurance of the products' specific suitability or characteristics in respect of a contractually stipulated intended use, any technical application-related advice or instruction will never

be binding, even though it is provided to the best of our knowledge. In all other respects, our general terms and conditions of sale and delivery shall apply.

When a new version of this Technical Data Sheet is published, it shall replace the previous version.