



Maintenance Oil for Dipping

Solvent-based, decorative oil for wooden decking & garden furniture



Colour	Availability
	Quantity per pallet 30
	Size / Quantity 10 l
	Type of container Tin bucket
	Container code 10
	Art. no.
clear	2650 ■

Application rate 60 - 80 ml/m² per application depending on the absorbency of the wood



Range of use



- For use on interior and exterior wood
- Building elements with no or limited dimensional stability
- (Garden) furniture and wooden decking
- Wood types including teak, bangkirai, massaranduba, iroko, oak, larch & Douglas fir
- Thermally treated wood
- We recommend the use of WPC Impregnation Oil on WPC, bamboo and Resysta

Property profile



- Repels water
- Weatherproof and moisture-regulating
- Prevents wood from drying out
- Matt
- Easy to apply
- Subsequent treatment without sanding

Characteristic data of the product

Binder	Linseed oil
Density (20 °C)	0.828 g/cm ³
Viscosity (20 °C)	Approx. 28s ISO 2431/3 mm
Odour	Characteristic
Degree of gloss	Matt

The values stated represent typical characteristic data of the product and are not to be understood as binding product specifications.

Possible system products

- [Wood Preservative Primer* \(2066\)](#)
- [Wood Cleaner \(2640\)](#)
- [Wood Revitalizer \(2641\)](#)
- [Green Growth Remover* \(0676\)](#)
- [End Grain Sealer \(1900\)](#)

*Use biocidal products carefully.
Always read the label and product information before use.

Preparation

- Substrate requirements
Wood building elements with limited or no dimensional stability: wood moisture content max. 18%
- Substrate preparation
Wood which is rich in active substances should be weathered for a few weeks or cleaned with Wood Cleaner before being treated for the first time in order to prevent delays in the drying process.



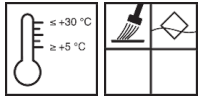
Use an agent such as Wood Cleaner to remove any dirt, grease and old coatings that could form a film, making sure not to leave any residue.

Clean any greyed wood surfaces with Wood Revitalizer.

Remove algae with Green Growth Remover*. (*Use biocides safely. Always read the label and product information before use.)

Pre-treat exterior wood which requires protection against rot and blue stain with Wood Protection Primer*. (*Use biocides safely. Always read the label and product information before use.)

Directions



■ Conditions for use

Temperature of the material, air and substrate: from min. +5 °C to max. +30 °C.

Stir well.

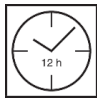
Dipping

Take up any excess material with a dry brush or cloth after a maximum of 30 minutes.

Apply a second coat once the first has dried (approx. 12 hours).

Seal opened containers well and use contents as soon as possible.

Tips on use



Check colour, adhesion and compatibility with the substrate by setting up a trial area.

Rainfall may cause water soluble substances to bleed from wood that is rich in such substances, e.g. oak, red cedar, afzelia, redwood, etc. This may lead to the discolouration of light-coloured masonry or render.

The clear variant does not protect against UV radiation (greying) and should therefore be used only on wood elements not directly exposed to weather (i.e. protected against direct sunlight, precipitation and wind). If a clear coating is desired on a directly exposed exterior surface, apply several coats and refresh at regular intervals.

Reapplications are required at least once a year in areas exposed to weathering.

Cut end-grain surfaces at the bottom to create a water-drip edge.

Apply two subsequent coats of end-grain wood preservative to end-grain wood and cut surfaces in order to protect them against moisture.

Risk of spontaneous ignition (DGUV Information 209-046). Do not use in the same workplace as NC-based varnishes or stains. Collect contaminated textiles (e.g. cleaning cloths, work clothing, dust bags) in fireproof waste containers and dispose of in a fireproof manner (under water).

■ Drying

Dust-dry: approx. 4 hours

Ready for overcoating: approx. 12 hours

Practice values at +20 °C and 65% relative humidity.

Low temperatures, poor ventilation and high humidity delay drying.

■ Thinning

Ready to use

Notes

DIN EN 71-3 "Migration of certain elements":

This product complies with the limits for the migration of heavy metals to children's toys according to DIN EN 71-3 and thus fulfils one of several further requirements for the safety of children's toys according to the EU "Toy Directive" (2009/48/EC).

Before coating technically modified woods and wood-based materials, apply the coating to a trial surface and conduct a suitability test on the desired area of use.

On planed larch and softwoods with a high resin content, the coating may have reduced adhesion and resistance to weathering. This is especially the case on horizontal year rings, knots and areas of winter growth that are high in resin. Maintenance and renovation must be carried out more frequently on these surfaces. The only remedy for this is pre-weathering or very coarse sanding (P80). If these wood types are rough-sawn, considerably longer maintenance and renovation intervals are to be expected.

On terrace surfaces in the area of swimming pools, the increased exposure to chlorine, cleaning agents and intensive moisture can lead to reduced adhesion and weathering of the coating. Shorter maintenance and renovation intervals must be expected here.

Tools / Cleaning

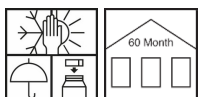


Dipping tank, brush with natural bristles, flat brush, lint-free cotton cloth

Clean tools immediately after use with thinner and brush cleaner.

Ensure that any residue from cleaning is disposed of correctly.

Storage / Shelf life



If stored unopened in its original container in a cool, dry place and protected against frost, the product will keep for at least 5 years.

Safety data / Regulations

For further information on the safety aspects of transporting, storing and handling the product and on disposal and environmental matters, please see the current Safety Data Sheet.



Disposal

Larger quantities of leftover product should be disposed of in the original containers in accordance with the applicable regulations. Completely empty, clean containers should be recycled. Do not dispose of together with household waste. Do not allow to enter the sewage system. Do not empty into drains.

VOC content as per the
"Decopaint" Directive
(2004/42/EC)

EU limit value for the product (cat A/f): max. 700 g/l (2010).
This product contains < 700 g/l VOC.

VOC	
Kat.	A/f
2010:	700g/l
max.:	700g/l

Please note that the data and information given above have been calculated as guidelines in the laboratory and from real-life experience and are therefore not binding as a basic principle.

This information is therefore of a general nature only and describes our products and how they are used and worked with. In this respect, it must be borne in mind that the varied and diverse nature of the

prevailing working conditions, materials used and construction sites encountered means that not every individual case can be covered. In this respect, we therefore recommend either conducting tests or liaising with us in the event of any doubt. Unless we have provided express written assurance of the products' specific suitability or characteristics in respect of a contractually stipulated intended use, any technical application-related advice or instruction will never

be binding, even though it is provided to the best of our knowledge. In all other respects, our general terms and conditions of sale and delivery shall apply.

When a new version of this Technical Data Sheet is published, it shall replace the previous version.