



FL fix [basic]

Plastic-modified tile cement



Colour	Availability
	Quantity per pallet 36
	Size / Quantity 25 kg
	Type of container Paper bag
	Container code 25
	Art. no.
grey	2859 ■

Application rate



Approx. 1.1 kg/m²/mm application thickness
 4 mm tooth: approx. 1.5 kg/m²
 6 mm tooth: approx. 2.3 kg/m²
 8 mm tooth: approx. 3.0 kg/m²

Range of use



- Laying ceramic wall and floor coverings
- For interior and exterior use
- Dry, wet and underwater environments
- Waterproofing in a bond

Property profile

- High adhesive pull strength (C 2)
- High slip resistance (T) and bond strength
- Extended open time (E)
- Very low emissions (GEV-EMICODE EC ^Pplus)

Characteristic data of the product

Bulk density	Approx. 1.3 kg/dm ³
Water requirement	6.5 l/25 kg
Foot traffic/ready for use	After approx. 12 hours
Cement bed thickness	Up to max. 10 mm
Open time	Approx. 30 minutes (dependent on temperature)

The values stated represent typical characteristic data of the product and are not to be understood as binding product specifications.

Possible system products

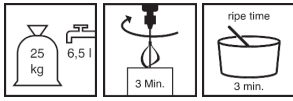
- MB 2K (3014)
- WP Flex 1K (0445)
- FL grout flex (2891)
- Primer Hydro F (2842)

Preparation

- Substrate requirements
 The substrate must be dry, stable, even, clean, solid, dimensionally stable and free of residues that could impair adhesion.
 Max. residual moisture for
 - Cement screed, floating or on separating layer ≤ 2.0 CM%
 - Bonded cement screed can be covered with tiles as soon as the surfaces can be walked on
 - Calcium sulphate screed, unheated ≤ 0.5 CM% , heated ≤ 0.3 CM%
- Substrate preparation
 Remove projecting seams and mortar remains.
 Level the substrate.
 Pre-treat absorbent substrates with Primer Hydro F.
 Heated screed constructions must be heated before laying.



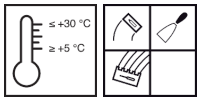
Production of the mixture



■ Mixing

Pour water into a clean container and add dry mortar.
Mix thoroughly with a mixer for approx. 3 minutes until homogeneous.
Leave to mature for approx. 3 minutes
Then use a suitable stirrer to slowly and briefly mix the compound.

Directions



■ Conditions for use

Temperature of the material, air and substrate: from min. +5 °C to max. +30 °C.
Low temperatures increase, while high temperatures decrease the working and setting time.

■ Working time (+20 °C)

Approx. 3 hours

If necessary, apply a scratch coat (contact layer) to increase the bond strength.
Spread the product using a suitable notched trowel.
Only apply as much mortar as can be covered with tiles within the open time (30 minutes).
Lay the covering in the fresh mortar bed, applying slight pressure, push in and align.
DIN 18157 "Execution of tilings and coverings by thin mortar bed technique" must be observed.

Tips on use

Do not use on areas directly exposed to sunlight or on heated surfaces.
Once it has hardened, mortar must not be made workable again by adding either water or more wet mortar.
* Natural fillers lead to slight deviations in the amount of water required. The optimum water quantity depends on the building site conditions and the layer thickness.

Notes

Low chromate content in accordance with Directive 2003/53/EC.
Product characteristics were determined under laboratory conditions at 23° C and 50% humidity.
The mixing water must be of drinking water quality.
Deviations from applicable regulations must be agreed separately.
The relevant test certificates must be observed when planning and carrying out work.

Tools / Cleaning

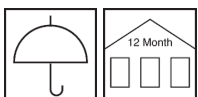


Mixing tool, smoothing trowel, trowel, notched trowel
Clean tools with water while the material is still fresh.

Remmers tools

- [Collomix® Stirrer KR \(4292\)](#)
- [Remmers Quirlex \(4282\)](#)

Storage / Shelf life



If stored in an unopened container and in a dry place, the product will keep for approx. 12 months.

Safety data / Regulations

For further information on the safety aspects of transporting, storing and handling the product and on disposal and environmental matters, please see the current Safety Data Sheet.

Disposal

Larger quantities of leftover product should be disposed of in the original containers in accordance with the applicable regulations. Completely empty, clean containers should be recycled. Do not dispose of together with household waste. Do not allow to enter the sewage system. Do not empty into drains.

Declaration of performance

- [Declaration of performance](#)



Declaration of conformity



0761

Remmers GmbH

Bernhard-Remmers-Str. 13, D – 49624 Lönigen

21

GBI P93

EN 12004: 2017-05

2859

Cementitious mortar for elevated requirements with reduced slippage and extended open time (Class C 2TE)

Reaction to fire:	Class E
Initial tensile adhesion strength:	≥ 1.0 MPa (C 2)
Tensile adhesion strength after water immersion:	≥ 1.0 MPa (C 2)
Tensile adhesion strength after thermal ageing:	≥ 1.0 MPa (C 2)
Tensile adhesion strength after freeze/thaw cycles:	≥ 1.0 MPa (C 2)
Open time: tensile adhesion strength	≥ 0.5 MPa
Extended open time: tensile adhesion strength	≥ 0.5 MPa

Please note that the data and information given above have been calculated as guidelines in the laboratory and from real-life experience and are therefore not binding as a basic principle.

This information is therefore of a general nature only and describes our products and how they are used and worked with. In this respect, it must be borne in mind that the varied and diverse nature of the

prevailing working conditions, materials used and construction sites encountered means that not every individual case can be covered. In this respect, we therefore recommend either conducting tests or liaising with us in the event of any doubt. Unless we have provided express written assurance of the products' specific suitability or characteristics in respect of a contractually stipulated intended use, any technical application-related advice or instruction will never

be binding, even though it is provided to the best of our knowledge. In all other respects, our general terms and conditions of sale and delivery shall apply.

When a new version of this Technical Data Sheet is published, it shall replace the previous version.