



## MB TX 2K

Stable, flexible, polymer-modified thick coating



Availability	
Quantity per pallet	18
Size / Quantity	25 kg
Type of container	Combi-container
Container code	25
Art. no.	
3004	■

### Application rate

Approx. 1.05 kg/m<sup>2</sup>/mm dry layer thickness  
Approx. 4.2 kg/m<sup>2</sup> at 4 mm dry layer thickness

Apply to a large enough trial area to determine the precise amount required.



### Range of use



- Concrete basements, especially water-impermeable concrete basements
- Mineral substrates
- Exterior waterproofing in strip form for construction joints on concrete components with high resistance to pressing water penetration (water impact class W2.1-E)
- Waterproofing of new buildings according to DIN 18533 for water impact classes W1-E, W2.1-E, W3-E and W4-E
- Large-area and strip waterproofing according to the DAfStB WU Guideline
- Subsequent waterproofing of existing buildings according to WTA
- Bonding layer on old bitumen coatings
- Can be used for bonding and coating glass foam insulation boards

### Property profile

- Stable
- Can be applied to non-absorbent and weakly absorbent substrates without a primer
- Optimised for filling, minimal dripping loss
- Fast drying and crosslinking: 24 hours at 5°C and 90% relative humidity
- Radon-tight (verified through testing)
- Very low emissions (GEV-EMICODE EC <sup>+</sup>plus)
- Solvent-free
- Bitumen-free
- Water pressure tight
- High compressive strength
- Highly flexible, elastic and crack-bridging
- Surface has early resistance to rain after approx. 1.5 hrs



Characteristic data of the product

Base	polymer binder, cement, additives, special fillers
Crack-bridging	> 2 mm
Layer thickness	1.02 mm thick wet layer produces approx. 1 mm thick dry layer
Time until thoroughly dry (5 °C / 90% relative humidity)	approx. 24 h for a 4 mm layer
Bulk density of fresh mortar	approx. 1.045 kg/dm <sup>3</sup>
Consistency	stable

The values stated represent typical characteristic data of the product and are not to be understood as binding product specifications.

Certificates

- AbP PG-FBB\_P-1202/788/20\_MPA BS
- AbP P-1202-789-20 PG-MDS-FPD\_MPA BS
- Test report on radon impermeability, Dr. Kemski Bonn
- GEV-Lizenz Emicode EC1 Plus
- EPD-Erklärung (Remmers)
- EPD-DBC-20220219-IBF1-EN

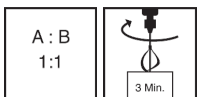
Possible system products

- WP DKS rapid <sup>[basic]</sup> (0423)
- WP DS Levell (0426)
- DS Protect (0823)
- DS Protect <sup>[basic]</sup> (0815)
- Tex 4/100 (3880)
- Tape VF 120 (5071)
- Selectmix RMS (6752)
- Remmers waterproofing slurries

Preparation

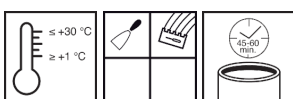
- **Substrate requirements**  
The substrate must be clean, dry, flat and capable of bearing a load, and free of dust, oil, grease and release agents. Matt damp surfaces are permitted.
- **Substrate preparation**  
Remove projecting seams and mortar remains.  
Break off or chamfer corners and edges.  
Produce the sealing cove with a suitable mortar.  
Use a suitable mortar to seal construction joints in concrete basements.  
Use a suitable mineral mortar or MB TX 2K mixed with suitable quartz sand (1:1 to 1:3 by mass) to close up cavities of more than 5 mm.  
Large-pored substrates can be sealed beforehand with a scratch coat of MB TX 2K mixed with sand (Remmers Quartz Sand F 36).  
Roughen the surface of plastic pipes with sandpaper; clean and, if necessary, sand metal pipes.  
If necessary, provide damp proofing.  
Prime absorbent mineral substrates with Kiesol MB.  
Apply a scratch coat of the product as a contact layer and to prevent bubbles (approx. 500 g MB 2K TX/m<sup>2</sup>).  
Apply the material to the prepared surface, spread with a suitable toothed trowel/ notched scraper and, if necessary, finish with a spiked roller.

Production of the mixture



- **Combi-container**  
Stir the liquid component with a suitable mixing tool.  
Loosen the powder component and add it in full to the liquid component.  
Mix for approx. 1 minute before suspending the mixing process to allow the air that has been stirred in to escape.  
Remove the powder adhering to the side.  
Mix again for approx. 2 minutes.  
Keep the mixing tool near the bottom of the bucket while mixing.

Directions



- **Conditions for use**  
Temperature of the material, air and substrate: from min. +1 °C to max. +30 °C.  
Low temperatures increase, while high temperatures decrease the working and setting time.
- **Working time (+20 °C)**  
45 - 60 minutes

**Surface waterproofing**

Apply the product in two layers on the previously prepared substrate.

**Pipes passing through walls**

W1-E: seal passing-through pipes by using the product to form a cove around them.

W2.1-E: use a suitable loose/fixed flange to integrate pipe lead-throughs in the waterproofing material. Alternative: use Remmers pipe flange.



---

**Connection details/building element joints**

Corners and connection joints should be bridged with Tape VF.

Apply the product, apply Tape VF over the entire surface and embed so that it is crease-free.

Use Tape VF to connect to rising building elements (e.g. basement shafts).

**Subsequent coatings**

After 4 hours, work can be continued with adhesive mortar, filling mortar or reinforcement mortar.

---

**Tips on use**

During application, the surface temperature of the substrate must be  $> 3$  kelvin above the dew point temperature of the surrounding air.

In the case of liquid-applied waterproofing materials, direct sunlight and/or wind exposure can cause accelerated skin formation and accompanying blistering.

Do not use in direct sunlight.

Do not use on untreated aluminium.

The scratch layer does not as a rule count as a waterproofing layer.

The maximum total wet film thickness must not exceed 8 mm.

Moving the material (e.g. by stirring) in the mixing bucket can prevent premature skin formation.

Mortar that has already set cannot be made workable again by adding water or fresh mortar.

Protect the fresh waterproofing layer from rain, direct sunlight, frost and condensation water.

Once dry, protect from mechanical damage.



Application examples

Water impact class (DIN 18533)		Dry layer thickness (mm)	Wet layer thickness (mm)	Application rate (kg/m <sup>2</sup> )	Yield 25 kg (m <sup>2</sup> )
W1.1-E/W1.2-E*	Ground moisture and non-pressing water	≥ 3	approx. 3.1	approx. 3.1	approx. 8.1
W2.1-E**	Accumulating seepage water and pressing water (immersion depth <3 m)	≥ 4 with fabric	approx. 4.2	approx. 4.2	approx. 6
W2.1-E**	Waterproofing at transitions to water-impermeable concrete components (immersion depth <3 m)	≥ 4 with fabric	approx. 4.2	approx. 4.2	approx. 6
W3-E**	Non-pressing water on earth-covered ceiling	≥ 3 with fabric	approx. 3.1	approx. 3.1	approx. 8.1
W4-E	Splashing water/wall base waterproofing	≥ 2	approx. 2.1	approx. 2.1	approx. 12
W4-E	Waterproofing in and under walls	≥ 2	approx. 2.1	approx. 2.1	approx. 12
W1-B Filling	Water pressing from within in containers height ≤ 5 m	≥ 4	approx. 4.2	approx. 4.2	approx. 6

\* On masonry with special agreement

\*\* Special agreement required

Excess layer thickness according to DIN 18533:

du = scratch coat application rate approx. 0.5 kg/m<sup>2</sup> (depending on the substrate)

dv = not necessary with layer thickness trowel / without layer thickness trowel, application rate approx. 0.4 kg/m<sup>2</sup> (dmin = 3 mm)

Notes

The characteristic data of the product were calculated under laboratory conditions at 20°C and 65% relative humidity.

May corrode metals.

Deviations from applicable regulations must be agreed separately.

The relevant test certificates must be observed when planning and carrying out work.

The special agreements as well as test certificates can be downloaded online at [www.remmers.com](http://www.remmers.com).

Always set up a trial area/trial areas first.

Tools / Cleaning



Mixing tool, scoop, layer thickness trowel


Clean tools with water while the material is still fresh.

Any material that has already begun to dry can only be removed mechanically.

Remmers tools

- › Collomix Rührer DLX 152 HF (4286)
- › HEXAFIX® Nachrüstadapter (4283)
- › Kratzkelle (4113)
- › Schöpfkelle (4103)
- › Schichtdickenkelle (4000)
- › Profile Trowel (5047)
- › Rundkelle (4114)
- › Flächenstreicher (4540)
- › Rollerbügel (4449)
- › Epoxy Roller (5045)
- › Heizkörperpinsel (4541)

Storage / Shelf life



If stored unopened in its original container in a cool, dry place and protected against frost, the product will keep for at least 9 months.

Safety data / Regulations

For further information on the safety aspects of transporting, storing and handling the product and on disposal and environmental matters, please see the current Safety Data Sheet.



Disposal

Larger quantities of leftover product should be disposed of in the original containers in accordance with the applicable regulations. Completely empty, clean containers should be recycled. Do not dispose of together with household waste. Do not allow to enter the sewage system. Do not empty into drains.

Declaration of conformity



**Remmers GmbH (CE)**

Bernhard-Remmers-Str. 13, D – 49624 Lönigen

**Remmers (UK) Limited (UKCA)**

Unit 4, Lloyds Court, Manor Royal Crawley, RH10 9QU

22 (CE); 22 (UKCA)

GBI-P 69-1

EN 12004-1: 2017-05

3004

Cementitious mortar for elevated requirements

Initial tensile adhesion strength:	≥ 0.5 MPa (C 1)
Tensile adhesion strength after water immersion:	≥ 0.5 MPa (C 1)
Tensile adhesion strength after thermal ageing:	≥ 0.5 MPa (C 1)
Tensile adhesion strength after heat freeze and thaw cycles:	≥ 0.5 MPa (C 1)
Open time:	≥ 0.5 MPa
Tensile adhesion strength:	≥ 0.5 MPa
Extended open time:	≥ 0.5 MPa
Tensile adhesion strength:	≥ 0.5 MPa

Please note that the data and information given above have been calculated as guidelines in the laboratory and from real-life experience and are therefore not binding as a basic principle.

This information is therefore of a general nature only and describes our products and how they are used and worked with. In this respect, it must be borne in mind that the varied and diverse nature of the

prevailing working conditions, materials used and construction sites encountered means that not every individual case can be covered. In this respect, we therefore recommend either conducting tests or liaising with us in the event of any doubt. Unless we have provided express written assurance of the products' specific suitability or characteristics in respect of a contractually stipulated intended use, any technical application-related advice or instruction will never

be binding, even though it is provided to the best of our knowledge. In all other respects, our general terms and conditions of sale and delivery shall apply.

When a new version of this Technical Data Sheet is published, it shall replace the previous version.