



PUR Aqua Top 500 2K M

Transparent, silk matt sealant



Availability			
Quantity per pallet	200		
Size / Quantity	1 kg	10 kg	
Type of container	Tin bucket	Plastic bucket / Tin bucket	
Container code	01	11	
Art. no.			
3633	■	■	

Application rate Per coat: 0.15 – 0.20 kg/m²
When diluted with water, the application rate increases depending on the quantity of water added.

Range of use

- Sealant on Remmers epoxy and PUR coatings
- Fixing and sealing Remmers flake coatings
- System component in TÜV PROFICERT-product Interior certified systems (707106482-1, -2, -3, -4, -5)

Property profile

- Silk matt
- Slip-resistant
- Lightfast
- Water vapour diffusion capable



Characteristic data of the product

- On delivery

Solids content	43 M-%		
----------------	--------	--	--
- On delivery

	Component A	Component B	Mixture
Density (20 °C)	1.04 g/cm ³	1.15 g/cm ³	1.06 g/cm ³
Viscosity (25 °C)	730 mPa s	590 mPa s	1290 mPa s
- Once fully cured

Abrasion according to Taber test	24 mg (CS10, 1000 U, 1000 g)
----------------------------------	------------------------------

The values stated represent typical characteristic data of the product and are not to be understood as binding product specifications.

Certificates

- Fire test (classification) SL Colorid WDD
- Fire test (classification) SL Floor WDD Flake
- Fire test (classification) SL Floor Flex

Possible system products


- Epoxy OS Color (6980)
- PUR Deco Color New (6674)

Preparation

- Substrate requirements
The substrate must be firm, dimensionally stable, capable of bearing loads and free of loose constituents, dust, oil, grease, rubber marks and other substances that could interfere with adhesion.
The substrate must be prepared using suitable Remmers products.
- Substrate preparation
Apply the sealant within 48 hours. In the case of longer waiting times, sand the surface treated in the previous coat and remove dust.



Production of the mixture



- Combi-container
Add the entire quantity of the hardener (component B) to the base compound (component A).
Mix thoroughly with a slow-speed electric mixer (approx. 300 - 400 rpm).
Pour the mixture into a separate container and mix again thoroughly.
Mix for at least 3 minutes.
Insufficient mixing is indicated by streaks forming.
In the case of temperatures of > 20 °C and dark substrates, add up to 10% by mass of water to the product.

Mixing ratio (A : B)	83 : 17 parts by weight
-----------------------------	-------------------------

As soon as the mixture is ready to use, apply all of it to the prepared surface and spread it using a suitable tool.

Directions



For professional users only!

- Conditions for use
Temperature of the material, air and substrate: from min. +10 °C to max. +25 °C.
During the curing process, the applied material should be protected from moisture which could impair the surface and impair the adhesion.
Relative humidity should not exceed 80%.
The temperature of the substrate must be at least 3 °C above the dew point temperature during application and curing.
Good ventilation must be ensured so that water can be released into the air.
 - Working time (+20 °C)
approx. 60 minutes
 - Waiting time (+20 °C)
Waiting time between coats from min. 8 hours to max. 48 hours.
In the case of longer waiting times, sand the surface treated in the previous coat and remove dust.
 - Drying time (+20 °C)
Foot traffic after 8 hours, mechanical loads after 3 days, full loading capacity after 7 days.
- The times given are reduced at higher temperatures and increased at lower temperatures, in particular in combination with high humidity.

Application examples

- Fixation layer for flake coatings
Pour the material generously onto the surface. Use a suitable 25 cm epoxy roller to apply uniformly and generously, working crosswise, then roll using a 50 cm epoxy roller saturated with material. Replace the rollers with new ones every 30 minutes.
Always work wet-on-wet.
Make sure that no pools form.

Application rate	approx. 0.15 - 0.20 kg/m ² binder
-------------------------	--

- Sealant
Pour the material generously onto the surface. Use a suitable 25 cm epoxy roller to apply uniformly and generously, working crosswise, then roll using a 50 cm epoxy roller saturated with material. Replace the rollers with new ones every 30 minutes.
Always work wet-on-wet.
Make sure that no pools form.


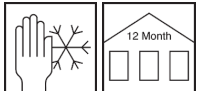

Application rate	approx. 0.15 - 0.20 kg/m ² binder
-------------------------	--

Notes

Unless otherwise specified, all of the values and application rates given above have been determined under laboratory conditions (20 °C). Slight deviations from these values may arise if the product is worked with on site. Use sufficiently experienced personnel to ensure that surfaces are as even as possible.
If subjected to mechanical loads, the sealant should be applied several times.
Uneven application, strong draughts and large temperature differences on the surface can result in a non-uniform surface appearance due to differences in the degree of gloss.
Suitable for vehicle traffic with rubber tyres; not suitable for vehicle loads with metal or polyamide tyres nor for dynamic point loads.
Upon prolonged contact with a floor covering, coloured – and especially black – rubber can cause discolouration that cannot be removed (e.g. car tyres or machine bases). Suitable polyurethane wheels or underlay mats should be used in order to avoid such discolouration. Colourants, hair dyes, bleach and disinfectants can also cause discolouration if not removed immediately.

Maintenance measures are recommended in order to reduce the tendency to soil (see maintenance instructions). Further notes on working, system construction and maintenance of the listed products can be found in the latest



	Technical Data Sheets and the Remmers system recommendations.										
Tools / Cleaning	25 cm epoxy roller, 50 cm epoxy roller, mixing apparatus										
	<p>The stirrer should be sheathed in plastic (e.g. Remmers patent disperser). More detailed information can be found in the Remmers Tool Programme. Clean tools, equipment and any splashed material immediately with water while still fresh. Take suitable protective and waste disposal measures when cleaning.</p> <p>Remmers tools ▶ Patentdisperser (4747)</p>										
Storage / Shelf life	If stored unopened in its original container in a cool, dry place and protected against frost, the product will keep for at least 12 months.										
											
Safety data / Regulations	For professional users only! Further information concerning safety during transport, storage and handling as well as on disposal and ecology can be found in the latest Safety Data Sheet.										
Personal protective equipment	This information can be obtained from the current Safety Data Sheets and/or the relevant professional associations.										
Disposal	Larger quantities of leftover product should be disposed of in the original containers in accordance with the applicable regulations. Completely empty, clean containers should be recycled. Do not dispose of together with household waste. Do not allow to enter the sewage system. Do not empty into drains.										
Biocidal Products Regulation	Contains a biocidal product (in-can preservative) with the biocidal agents CMIT/MIT (3:1) for protecting the container content from deterioration by microbial organisms (germs, yeast, etc.). Please note the processing guidelines carefully!										
VOC content as per the "Decopaint" Directive (2004/42/EC)	EU limit value for the product (Cat. A/j): max. 140 g/l (2010). This product contains < 140 g/l VOC.										
Declaration of performance	▶ Declaration of performance										
Declaration of conformity	 <p>Remmers GmbH (CE) Bernhard-Remmers-Str. 13, D – 49624 Lönigen</p> <p>Remmers (UK) Limited (UKCA) Unit 4, Lloyds Court, Manor Royal Crawley, RH10 9QU</p> <hr/> <p>12 (CE); 22 (UKCA) GBIII 075_2 EN 13813:2002 3633</p> <hr/> <p>Synthetic resin screed for use internally in buildings</p> <hr/> <table> <tr> <td>Reaction to fire:</td> <td>E_n</td> </tr> <tr> <td>Release of corrosive substances:</td> <td>SR</td> </tr> <tr> <td>Wear resistance:</td> <td>≤ AR1</td> </tr> <tr> <td>Bond strength:</td> <td>≥ B1.5</td> </tr> <tr> <td>Impact resistance:</td> <td>≥ IR4</td> </tr> </table>	Reaction to fire:	E _n	Release of corrosive substances:	SR	Wear resistance:	≤ AR1	Bond strength:	≥ B1.5	Impact resistance:	≥ IR4
Reaction to fire:	E _n										
Release of corrosive substances:	SR										
Wear resistance:	≤ AR1										
Bond strength:	≥ B1.5										
Impact resistance:	≥ IR4										

Please note that the data and information given above have been calculated as guidelines in the laboratory and from real-life experience and are therefore not binding as a basic principle.

This information is therefore of a general nature only and describes our products and how they are used and worked with. In this respect, it must be borne in mind that the varied and diverse nature of the

prevailing working conditions, materials used and construction sites encountered means that not every individual case can be covered. In this respect, we therefore recommend either conducting tests or liaising with us in the event of any doubt. Unless we have provided express written assurance of the products' specific suitability or characteristics in respect of a contractually stipulated intended use, any technical application-related advice or instruction will never

be binding, even though it is provided to the best of our knowledge. In all other respects, our general terms and conditions of sale and delivery shall apply.

When a new version of this Technical Data Sheet is published, it shall replace the previous version.