



Aqua 2SL-452 2K Finish

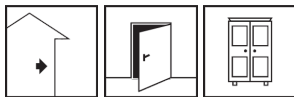
Lightfast 2K finish for highly durable coatings

Colour	Availability		
	Quantity per pallet		
	Size / Quantity	5 I	20 I
	Type of container	Tin bucket	Tin bucket
	Container code	05	20
	Art. no.		
05 cloth matt			
clear	5501	■	■
10 dull matt			
clear	5502	■	■
20 matt			
clear	5503	■	■
30 semi-matt			
clear	5504	■	■

Application rate 80 - 120 ml/m² per coat



Range of use



- Interior wood
- Primer & top coat
- Solid wood & veneers
- High-quality furniture and fittings
- Exclusive interior fixtures, kitchen and bathroom furniture
- Handleless front panels
- Tables and worktops
- Topcoat on coloured varnishes (resistance to metal rings, gloss level)
- Coating oak surfaces without green discolouration
- For use by professionals

Property profile



- Good flow properties
- Highly transparent, good emphasis of the wood grain
- Excellent resistance to chemicals
- Good resistance to a wide range of commercially available hand creams
- Resistant to a wide range of PVC plasticisers
- Very high scratch resistance
- Lightfast
- Surfaces show no tendency to become glossy
- Fire resistant

Characteristic data of the product

Binder	Acrylate
Density (20 °C)	Approx. 1.03 g/cm ³
Odour	Characteristic

The values stated represent typical characteristic data of the product and are not to be understood as binding product specifications.

Test standards

DIN 68861, 1B Resistance to chemicals



Additional information

➤ [Sustainability data sheet](#)

Possible system products

- [Aqua H-484 Hardener \(5500\)](#)
- [Aqua 2CL-442-2K Colour Varnish \(5505\)](#)
- [Aqua CL-440 Colour Opaque \(3802\)](#)
- [Aqua CL-445 Colour Opaque 4 in 1 \(3796\)](#)
- [Aqua 2HL-411/90-2K High Gloss Varnish \(3872\)](#)
- [Aqua stains](#)

Preparation

■ **Substrate requirements**

The substrate must be clean, dry, free of dust, grease and loose substances, and prepared in the correct manner.

Wood moisture content: 8-12%


■ **Substrate preparation**

Wash off greasy or resin-rich woods/substrates with WV-891 or V-890. Use UN-894 indoors on the construction site. Ensure good ventilation for solvents.

Sand wood using P 100 - 180 grit.

If colouring is desired, stain the substrate using Aqua KB-004, Aqua BB-007 or Aqua PB-006.

Production of the mixture



■ **Mixing**

10:1 with Aqua H-484 by volume (10:1 by weight)

Add hardener while stirring and homogenise the mixture for at least 2 minutes using the Remmers Patent Disperser.

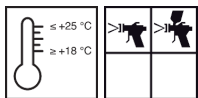
If necessary, dilute the varnish/hardener mixture with max. 10% water.

Processing time max. 4 hours under gravity, this may be shorter at higher temperatures.

When using a pressure vaporising process, e.g. Airmix/ Airless, the application time is reduced to max. 30 minutes. If work is interrupted, depressurise the material feed and relieve the pressure on pumps and spray guns.

When working with admixtures and additives, please read the Technical Data Sheet for the system product.

Directions



■ **Conditions for use**

Temperature of the material, air and substrate: from min. +18 °C to max. +25 °C.

Spray.

Flow cup gun: nozzle size: 2.0 - 2.5 mm; atomiser air pressure: 2.0 - 3.0 bar.

Airless spraying: nozzle size: 0.23 - 0.28 mm, material pressure: 80 - 120 bar.

Airmix spraying: nozzle size: 0.23 - 0.28 mm, material pressure: 80 - 100 bar, atomiser air pressure: 1.2 - 2 bar.

Carry out thorough dull sanding once dry (P 240 - 320).

If a second coat is necessary, apply within one working day (4 - 8 hours).

Seal opened containers well and use contents as soon as possible.

Mixed material residues must not be allowed to cure in closed containers.

Tips on use



Check colour, adhesion and compatibility with the substrate by setting up a trial area.

Before coating technically modified woods and wood-based materials, apply the product to a trial surface and conduct a suitability test on the desired area of use.

Prior to full application, please apply a test coat to a sample area under practical conditions using the desired system, then test or examine the surface properties.

When coating surfaces finished with a coloured varnish, a maximum of 5% of the coloured varnish can be added to the product if necessary. In such cases, it is essential to check the colour.

For optimum durability of the finished surface, a room temperature of at least 20 °C should be maintained during the drying and curing phase (>48 hours).

Substrate-specific coating recommendations can be obtained using the system finder on our website www.remmers.com.

■ **Drying**

Dust-dry: after approx. 1 hour

Touch-dry: after approx. 3 hours

Overcoating: after approx. 4-8 hours

Practice values at +20 °C and 65% relative humidity.

Low temperatures, poor ventilation and high humidity delay drying.

■ **Thinning**

Ready to use; dilute with max. 10% water if necessary.

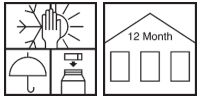


Tools / Cleaning



Airless/airmix spraying equipment, flow cup gun
 Clean tools with cold water or Aqua RK-898 Cleaning Concentrate immediately after use.
 Ensure that any residue from cleaning is disposed of correctly.

Storage / Shelf life



If stored unopened in its original container in a cool, dry place and protected against frost, the product will keep for at least 12 months.

Safety data / Regulations

For further information on the safety aspects of transporting, storing and handling the product and on disposal and environmental matters, please see the current Safety Data Sheet.

Personal protective equipment

Respiratory protection with at least an A/P2 combination filter must be worn during spraying, together with safety goggles. Wear suitable protective gloves and clothing.

Disposal

Larger quantities of leftover product should be disposed of in the original containers in accordance with the applicable regulations. Completely empty, clean containers should be recycled. Do not dispose of together with household waste. Do not allow to enter the sewage system. Do not empty into drains.

VOC content as per the "Decopaint" Directive (2004/42/EC)

EU limit value for the product (cat A/i): max. 140 g/l (2010).
 This product contains < 140 g/l VOC.

VOC	
Kat.	A/i
2010:	140g/l
max.:	140g/l

Please note that the data and information given above have been calculated as guidelines in the laboratory and from real-life experience and are therefore not binding as a basic principle.

This information is therefore of a general nature only and describes our products and how they are used and worked with. In this respect, it must be borne in mind that the varied and diverse nature of the

prevailing working conditions, materials used and construction sites encountered means that not every individual case can be covered. In this respect, we therefore recommend either conducting tests or liaising with us in the event of any doubt. Unless we have provided express written assurance of the products' specific suitability or characteristics in respect of a contractually stipulated intended use, any technical application-related advice or instruction will never

be binding, even though it is provided to the best of our knowledge. In all other respects, our general terms and conditions of sale and delivery shall apply.

When a new version of this Technical Data Sheet is published, it shall replace the previous version.