



PUR Color VS

Flexible floating, sealing and wearing layer in Remmers Deck OS systems

Availability	
Quantity per pallet	
Size / Quantity	30 kg
Type of container	Tin bucket
Container code	31
Art. no.	
6056	■

Application rate See application examples

Range of use

- Crack-bridging floating and sealing layer in the Remmers deck OS 8 Hybrid system
- Crack-bridging wearing layer in Remmers Deck OS systems

Property profile

- Crack bridging
- Flexible
- Can be subjected to mechanical loads

Characteristic data of the product

- **On delivery**

	Component A	Component B	Mixture
Density (20 °C)	1.52 g/cm ³	1.23 g/cm ³	1.49 g/cm ³
Viscosity (25 °C)	6500 mPa s	80 mPa s	3400 mPa s

- **Once fully cured**

Shore D after 28 days	Approx. 68 (ISO 868)
Elongation at break (DIN 53504 S1)	Approx. 34%

The values stated represent typical characteristic data of the product and are not to be understood as binding product specifications.

Certificates

- > [Fire test \(classification\) Remmers Deck OS 11a - II \(EP head sealant\)](#)
- > [Fire test \(classification\) Remmers Deck OS 11a - II \(PU head sealant\)](#)

Additional information

- > [Information on the design DIN V 18026-06 Annex A - Remmers Deck OS-systems](#)

Possible system products

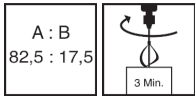
- > [Epoxy Primer PF \(1224\)](#)

Preparation

- **Substrate requirements**
 The substrate must be firm, dimensionally stable, capable of bearing loads and free of loose constituents, dust, oil, grease, rubber marks and other substances that could interfere with adhesion.
 The substrate must be dry.
 Suitable substrates include e.g. surfaces prepared with Remmers Epoxy Primer PF or PUR Color ZS.
 The wearing layer must be applied no later than 36 hours after the intermediate layer.
 If the waiting time is exceeded or unfavourable weather conditions (e.g. rain) are present, apply PUR Primer S (6062) and sand if necessary before applying the wearing layer.
 The specified processing times must be followed.



Production of the mixture



■ Combi-container

Add the entire quantity of the hardener (component B) to the base compound (component A).
Mix thoroughly with a slow-speed electric mixer (approx. 300 - 400 rpm).
Pour the mixture into a separate container and mix again thoroughly.
Mix for at least 3 minutes.
Insufficient mixing is indicated by streaks forming.

Mixing ratio (A : B)	82.5 : 17.5 parts by weight
-----------------------------	-----------------------------


Unfilled intermediate and sealing layer:

Apply the mixture without fillers (see application information).
As soon as the mixture is ready to use, apply all of it to the prepared surface and spread it using a suitable tool.

Filled interspersation and wearing layer:

Add the correct quantity of filler (depending on the specific application) to the reactive resin while stirring slowly and mix thoroughly (see application information).
Mixing ratio 1 : 0.2 parts by weight filled with quartz sand (grain size 0.1 - 0.3 mm).
As soon as the mixture is ready to use, apply all of it to the prepared surface and spread it using a suitable tool.
Scatter an excess of quartz sand (grain size 0.3 - 0.8 mm) into the wearing layer while it is still wet.

Directions



For professional users only!

■ Conditions for use

Temperature of the material, air and substrate: from min. +10 °C to max. +30 °C.
During the curing process, the applied material should be protected from moisture which could impair the surface and impair the adhesion.
Relative humidity should not exceed 80%.
The temperature of the substrate must be at least 3 °C above the dew point temperature during application and curing.

■ Working time (+20 °C)

approx. 25 minutes

■ Waiting time (+20 °C)

Waiting time between coat applications min. 12 hours and max. 36 hours.
If the intermediate or sealing layer is exposed to rain or dew, dry the surface thoroughly before overcoating and prime with PUR Primer S and sand if necessary.

■ Drying time (+20 °C)

Foot traffic after 12 - 24 hours, mechanical loads after 3 days, full loading capacity after 7 days.

As a general principle, higher temperatures will reduce and lower temperatures will increase the times stated.

Application examples

■ Coating

Pour the material onto the prepared substrate and then distribute using a suitable tool, e.g. a notched trowel or notched scraper.

Application rate	approx. 1.5 kg/m ²
------------------	-------------------------------

■ Flow coating/blinded layer

Once the material has been filled in a mixing ratio of 1 : 0.2 parts by weight, pour it onto the prepared surface, spread using a suitable toothed trowel/notched spreader, and rework with a spiked roller if necessary.
Broadcast an excess of fire-dried quartz sand (grain size 0.3 - 0.8 mm) over the base layer while it is still wet.

Application rate	min. 1.8-2.0 kg/m ² binder (approx. 3 mm; OS 10, OS 11a) min. 2.5-2.6 kg/m ² binder (approx. 4 mm; OS 14) plus 20% quartz sand in each case, grain size 0.1-0.3 mm
------------------	--

Notes

Unless otherwise specified, all of the values and application rates given above have been determined under laboratory conditions (20 °C). Slight deviations from these values may arise if the product is worked with on site.
Protect the coating against direct contact with water for the first 24 hours after application to prevent blistering.
The additional material needed to attain the minimum layer thicknesses (wearing layer) and cover the surface texture must be calculated.
Not suitable for recreation rooms.
Abrasive mechanical loads leave traces of wear.
Observe the application information for the Remmers Deck OS systems.
Further notes on working, system construction and maintenance of the listed products can be found in the latest Technical Data Sheets and the Remmers system recommendations.

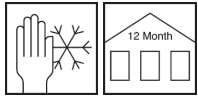


Tools / Cleaning



More detailed information can be found in the Remmers Tool Programme.
Clean tools and remove any contamination immediately after use and while fresh using Thinner V 103.
Take suitable protective and waste disposal measures when cleaning.

Storage / Shelf life



If stored unopened in its original container in a cool, dry place and protected against frost, the product will keep for at least 12 months.

Safety data / Regulations

For professional users only!
Further information concerning safety during transport, storage and handling as well as on disposal and ecology can be found in the latest Safety Data Sheet.

Personal protective equipment

This information can be obtained from the current Safety Data Sheets and/or the relevant professional associations.

Disposal

Larger quantities of leftover product should be disposed of in the original containers in accordance with the applicable regulations. Completely empty, clean containers should be recycled. Do not dispose of together with household waste. Do not allow to enter the sewage system. Do not empty into drains.

VOC content as per the "Decopaint" Directive (2004/42/EC)

EU limit value for the product (Cat. A/j): max. 500 g/l (2010).
This product contains < 500 g/l VOC.

Declaration of performance

> **Declaration of performance**



Declaration of conformity



1119, 1658 (CE); 0836 (UKCA)

Remmers GmbH (CE)

Bernhard-Remmers-Str. 13, D – 49624 Lönningen

Remmers (UK) Limited (UKCA)

1 & 2 Garden Suites, Coleshill Manor Campus, Birmingham B46 1DL (GB)

18 (CE); 22 (UKCA)

GBIII 123_4

EN 1504-2:2004

6056

Surface protection products – Coating

Abrasion resistance:	weight loss < 3000 mg
Permeability to CO ₂ :	s _D > 50 m
Water vapour permeability:	class III
Capillary absorption and permeability to water:	w < 0.1 kg/(m ² h ^{0.5})
Thermal compatibility:	≥ 1.5 (1.0) N/mm ² *
Resistance to severe chemical attack:	reduction in hardness < 50 %
Crack bridging ability:	B 4.2 (-20 °C)
Impact resistance:	class I
Adhesion strength by pull off test:	≥ 1.5 (1.0) N/mm ² *
Reaction to fire:	class C _{fl} -s1
Skid resistance:	class III

* The value in parentheses is the smallest permitted value per reading

Remmers GmbH (CE)

Bernhard-Remmers-Str. 13, D – 49624 Lönningen

Remmers (UK) Limited (UKCA)

1 & 2 Garden Suites, Coleshill Manor Campus, Birmingham B46 1DL (GB)

17 (CE); 22 (UKCA)

GBIII 123_4

EN 13813:2002

6056

Synthetic resin screed for use internally in buildings

Reaction to fire:	E _{fl}
Release of corrosive substances:	SR
Wear resistance:	≤ AR 0.5
Bond strength:	≥ B 1.5
Impact resistance:	≥ IR 4

Please note that the data and information given above have been calculated as guidelines in the laboratory and from real-life experience and are therefore not binding as a basic principle.

This information is therefore of a general nature only and describes our products and how they are used and worked with. In this respect, it must be borne in mind that the varied and diverse nature of the

prevailing working conditions, materials used and construction sites encountered means that not every individual case can be covered. In this respect, we therefore recommend either conducting tests or liaising with us in the event of any doubt. Unless we have provided express written assurance of the products' specific suitability or characteristics in respect of a contractually stipulated intended use, any technical application-related advice or instruction will never

be binding, even though it is provided to the best of our knowledge. In all other respects, our general terms and conditions of sale and delivery shall apply.

When a new version of this Technical Data Sheet is published, it shall replace the previous version.