



PUR Deco Color

Decorative coating



Colour	Availability		
	Quantity per pallet		
	Size / Quantity	10 kg	25 kg
	Type of container	Tin bucket	Tin bucket
	Container code	11	26
	Art. no.		
Special colours from 10 kg	6674	■	■

Application rate See application examples

Range of use

- Decorative floor coating
- Two-colour technique

Property profile

- Reduces footfall sound
- Colour-fast
- Can be subjected to mechanical loads
- With static crack-bridging ability

Characteristic data of the product

On delivery	Component A	Component B	Mixture
Density (20 °C)	1.44 g/cm ³	1.13 g/cm ³	1.31 g/cm ³
Viscosity (25 °C)	8200 mPa s	2500 mPa s	4800 mPa s

■ **Once fully cured**
Abrasion according to Taber test 10 mg (CS10, 1000 U, 1000 g)

The values stated represent typical characteristic data of the product and are not to be understood as binding product specifications.

Certificates

- > **Footfall sound reduction / walking noise**
- > **Chair castor test**
- > **Crack bridging**
- > **Colour fastness**
- > **Residual indentation / movement of a furniture foot**
- > **Konkordanzklärung**

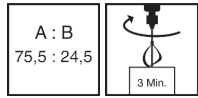
Possible system products > **PUR Aqua Top 500 2K M (3633)**

Preparation

- **Substrate requirements**
The substrate must be firm, dimensionally stable, capable of bearing loads and free of loose constituents, dust, oil, grease, rubber marks and other substances that could interfere with adhesion.
The substrate must be dry.
The tensile strength of the surface of the substrate must be at least 1.5 N/mm² on average (smallest individual value of at least 1.0 N/mm²), and the compressive strength must be at least 25 N/mm².
Suitable Remmers Epoxy primers or Epoxy scratch coats must be used on cement substrates.
Suitable primers include Epoxy ST 100, Epoxy GL 100, Epoxy Primer PF New and Epoxy FAS 100. These must be coated within 24 hours, otherwise sand down until stress whitening occurs.
Refer to the current Technical Data Sheet for detailed information on the single products.



Production of the mixture



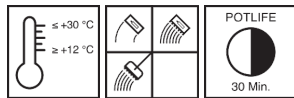
■ **Combi-container**

Add the entire quantity of the hardener (component B) to the base compound (component A).
 Mix thoroughly with a slow-speed electric mixer (approx. 300 - 400 rpm).
 Pour the mixture into a separate container and mix again thoroughly.
 Mix for at least 3 minutes.
 Insufficient mixing is indicated by streaks forming.

Mixing ratio (A : B)	75.5 : 24.5 parts by weight
-----------------------------	-----------------------------

As soon as the mixture is ready to use, apply all of it to the prepared surface and spread it using a suitable tool.

Directions



For professional users only!

■ **Conditions for use**

Temperature of the material, air and substrate: from min. +12 °C to max. +30 °C.
 After application, protect the surface for at least 48 hours from exposure to water and moisture.
 The relative humidity must not exceed 75%.
 The temperature of the substrate must be at least 3 °C above the dew point temperature during application and curing.

■ **Working time (+20 °C)**

Approx. 30 minutes

■ **Waiting time (+20 °C)**

Foot traffic after 16 hours, mechanical loading after 3 days, full loading capacity after 7 days.
 Waiting times between the application of each coat: min. 16 hours and max. 48 hours.

As a general principle, higher temperatures will reduce and lower temperatures will increase the times stated.

Application examples

■ **Coating**

Apply the material to the prepared surface and spread using a suitable tool, e.g. a smoothing trowel, toothed trowel or notched spreader.
 The stated approximate application quantities refer to smooth, level substrates.
 The application rate depends on the substrate, temperature, required coating thickness, and optical requirements.

Application rate	min. 2.0 kg/m ² binder min. 3.0 kg/m ² binder in two-colour technique
------------------	--

Notes

Unless otherwise specified, all of the values and application rates given above have been determined under laboratory conditions (20 °C). Slight deviations from these values may arise if the product is worked with on site.
 In the two-colour technique, the overall appearance of the floor is largely determined by the level of workmanship and the prevailing conditions on the construction site.
 Every floor is unique and cannot be reproduced.
 The construction site conditions and the level of workmanship may differ from those present when the sample was created.
 Surfaces must be sealed with suitable Remmers products.
 When coating continuous surfaces, only use materials with the same batch number as slight differences in colour, gloss and texture may occur.
 In case of repairs on the surface or working up to existing surfaces, there will be a visible transition in appearance and texture.
 Abrasive mechanical loads leave traces of wear.
 Suitable for vehicle traffic with rubber tyres; not suitable for vehicle loads with metal or polyamide tyres nor for dynamic point loads.
 It is recommended to use polycarbonate mat underlay in office spaces.
 Further notes on working, system construction and maintenance of the listed products can be found in the latest Technical Data Sheets and the Remmers system recommendations.

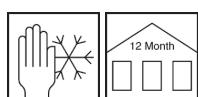
Tools / Cleaning



Toothed trowel, notched spreader, smoothing trowel, suitable mixing equipment

More detailed information can be found in the Remmers Tool Programme.
 Clean tools, equipment and splashed material immediately while fresh with V 101.
 Take suitable protective and waste disposal measures when cleaning.

Storage / Shelf life



If stored unopened in its original container in a cool, dry place and protected against frost, the product will keep for at least 12 months.



Safety data / Regulations

For professional users only!

For further information on the safety aspects of transporting, storing and handling the product and on disposal and environmental matters, please see the current Safety Data Sheet.

Disposal

Larger quantities of leftover product should be disposed of in the original containers in accordance with the applicable regulations. Completely empty, clean containers should be recycled. Do not dispose of together with household waste. Do not allow to enter the sewage system. Do not empty into drains.

VOC content as per the "Decopaint" Directive (2004/42/EC)

EU limit value for the product (Cat. A/j): max. 500 g/l (2010).
This product contains < 500 g/l VOC.

Declaration of performance

> **Declaration of performance**

Declaration of conformity



Remmers GmbH (CE)

Bernhard-Remmers-Str. 13, D – 49624 Lönningen

Remmers (UK) Limited (UKCA)

1 & 2 Garden Suites, Coleshill Manor Campus, Birmingham B46 1DL (GB)

17 (CE); 24 (UKCA)

GBIII 121_3

EN 13813:2002

6674

Synthetic resin screed for use internally in buildings

Reaction to fire:	E _{fl}
Release of corrosive substances:	SR
Wear resistance:	≤ AR 0.5
Bond strength:	≥ B 1.5
Impact resistance:	≥ IR 4

Please note that the data and information given above have been calculated as guidelines in the laboratory and from real-life experience and are therefore not binding as a basic principle.

This information is therefore of a general nature only and describes our products and how they are used and worked with. In this respect, it must be borne in mind that the varied and diverse nature of the

prevailing working conditions, materials used and construction sites encountered means that not every individual case can be covered. In this respect, we therefore recommend either conducting tests or liaising with us in the event of any doubt. Unless we have provided express written assurance of the products' specific suitability or characteristics in respect of a contractually stipulated intended use, any technical application-related advice or instruction will never

be binding, even though it is provided to the best of our knowledge. In all other respects, our general terms and conditions of sale and delivery shall apply.

When a new version of this Technical Data Sheet is published, it shall replace the previous version.