



Aqua AG-26 Universal Primer

Adhesive primer for metals, rigid plastics and wood, with rust protection and sealing action against substances contained in wood




Colour	Availability					
	Quantity per pallet	672	200	96	30	22
	Size / Quantity	0,75 l	2,5 l	5 l	10 l	20 l
	Type of container	Tin bucket	Tin bucket	Tin bucket	Tin bucket	Tin bucket
	Container code	01	03	05	10	20
	Art. no.					
white	7147	■	■	■	■	■
grey	7148	■	■		■	
red brown	7149	■	■		■	

Application rate



Adhesive primer: 1 x 100 ml/m²
Corrosion protection and sealing action against substances contained in wood: 2 x 100 ml/m²
Sealing filler for interior wood: 2 x 200 - 250 ml/m²

Range of use



- Primer and intermediate coat
- Metal substrates, e.g. (galvanised) steel, pure aluminium, copper, brass
- Rigid PVC
- For use on interior and exterior wood
- Wood types rich in active substances such as ash, Hevea, oak, whitewood/yellow poplar
- Solid wood & veneers
- Do not apply to freshly impregnated wood. Observe fixation time.
- Not suitable for anodised aluminium and freshly hot-dipped, galvanised steel
- For use by professionals

Property profile



- Very good adhesion to the substrate
- Corrosion protection C3 long according to DIN EN ISO 12944-6
- Reduces yellow stains caused by water soluble substances in the wood when light shades of finishing coat are used
- Can be overcoated with many products: (see system products)
- Low solvent, environmentally compatible, mild odour

Characteristic data of the product

Density (20 °C)	approx. 1.26 g/cm ³
Viscosity	thixotropic, approx. 1500-2000 mPa s
Odour	mild

The values stated represent typical characteristic data of the product and are not to be understood as binding product specifications.

Certificates

- Zertifikat Emissionsprüfung System Aqua AG-26 / Aqua DL-65
- Zertifikat Emissionsprüfung System Aqua AG-26 / PF-430 / CL-440 / SL-418

Additional information

- Korrosionsschutztablelle

Possible system products

- Aqua IG-15 Impregnation Primer IT* (7145)
- Induline SW-910 (3777)
- Aqua VL-66/sm-Venti Coat 3in1 (7090)
- Rofalin Acrylic (2330)
- Rofalin Acrylic Plus (2329)
- Aqua DL-65 Top PU (7200)



- Aqua OWF-68/tm Weather Protection Oil Woodstain ^[eco] (7740)
- Aqua PF-430 Pigment & Sealing Filler ^[lac] (3265)
- Aqua CL-445 Colour Opaque 4 in 1 (3796)
- PUR CL-244 Colour Varnish 4 in 1 (5133)
- Aqua HSL-35/m Premium Wood Protection Stain 3in1* (7120)
- PUR CL-240 Colour Varnish (1965)
- Aqua CL-440 Colour Opaque (3802)
- Induline DW-601 Aqua Stop (1725)

*Use biocidal products carefully.
Always read the label and product information before use.

Preparation

- **Substrate requirements**
Dimensionally stable wood building elements: wood moisture content 11-15%
Wood building elements with limited or no dimensional stability: wood moisture content max. 18%
Interior wood: wood moisture content 8 - 12%
- **Substrate preparation**
Thoroughly remove any dirt, grease and non-adhering old coatings.
Exterior wood:
Sand grey and weathered wood surfaces down to sound, bright wood.
Remove any loose and torn knots as well as resin that bleeds from the wood and clean with a suitable product (e.g. V 101 Thinner).
Aqua IG-15 Impregnation Primer IT* should be used to pre-treat exterior wood which requires protection against insects, rot and blue stain - omit step for interior wood. (*Use biocides safely. Always read the label and product information before use.)
Observe BFS Code of Practice No. 18 "Coatings on Wood and Wooden Working Materials in Outdoor Areas".
Interior wood:
Wash off greasy and resinous woods/surfaces with WV-891 or V-890.
Softwoods: sand with P 80 - 120.
All other substrates: sand with P 180 - 320.
Iron, steel:
Derust thoroughly. Remove scale layers and rolling skin (derust manually to SA 3 standard of cleanliness). The best results are achieved if the substrate has been sand blasted to SA 2.5 standard of cleanliness (DIN EN ISO 12944-4).
Zinc (galvanised steel):
Clean with an ammonium-based wetting agent, using an abrasive pad. Observe BFS Code of Practice No. 5.
Aluminium:
Clean with V 101 or V-890 thinner, or a cleaning agent that contains phosphoric acid. Observe BFS Code of Practice No. 6.
Plastics:
Treat rigid PVC, PUR, polyester, acrylic, and melamine resin coatings (Resopal) with V 101 or V-890 thinner and an abrasive pad.

Directions



- **Conditions for use**
Optimum temperature of the material, air and substrate: from min. +10 °C to max. +25 °C.
Relative humidity 50% - 65%.



Stir well.
Apply with a brush, roller or by spraying.
Airmix spraying: nozzle 0.28 - 0.33 mm, material pressure: 100 - 140 bar,
atomiser air pressure: 1.2 - 2 bar.
Airless spraying: nozzle: 0.28 - 0.33 mm, material pressure: 100 - 140 bar.
Flow cup gun: nozzle 2.5 mm, atomiser air pressure: 2 - 3 bar.
After drying and intermediate sanding, coat with a water-based or solvent-based lacquer.
Observe the waiting times between coats.

Tips on use



- Check colour and compatibility with the substrate by applying a trial coat.
Do not use at temperatures below +5°C.
If the temperature is too low or the humidity too high, it will take longer for the material to reach the desired properties.
- **Drying**
Dust-dry: after approx. 1 hours
Ready for sanding: after approx. 4 hours
Ready for overcoating: after approx. 6 hours
Practice values at +20 °C and 65% relative humidity.
For faster drying, the coated object can be dried in a drying chamber up to a temperature of 60 °C.
Low temperatures, poor ventilation and high humidity delay drying.
Longer drying times can improve the sealing effect.
- **Thinning**
With up to 5% water if required (up to 10% water for flow cup guns).



<p>Notes</p>	<p>Insulation of resins and substances contained in the wood. The instructions regarding coats, application volumes and drying times for the coating system must be followed to ensure the best possible insulation for water-soluble substances contained in the wood (flat surfaces and branches). The first coat can activate substances in the wood and discolour the film on the coating, which will lock the substances inside the film. The second coat of insulating product will then seal off the substances contained in the wood. Subsequent finish coats are then usually no longer affected by substances contained in the wood.</p> <p>At least two coats of the product are required to achieve an efficient insulating effect. If discolouration continues even after following these steps, we recommend contacting our RTS (Remmers Technical Service). Bleeding resin is a natural phenomenon and cannot be prevented by coating measures, see BFS Code of Practice No. 18.</p> <p>The product's insulating effect may be impaired if it is diluted too thinly, if the wood is too wet or if the recommended coating sequence, application volumes and drying times are not observed. With water-based coating systems, there is always the residual risk that substances contained in the wood will leach out.</p> <p>Check colour, adhesion and compatibility with the substrate by setting up a trial area.</p> <p>Adhesion to the substrate and adhesion of system products. Low temperatures, low air exchange and high humidity cause drying delays and can delay the achievement of the final bond strength for up to 7 days. This is especially true for coloured shades. On planed larch and softwoods with a high resin content, the coating may have reduced adhesion and resistance to weathering. This is especially the case on horizontal year rings, knots and areas of winter growth that are high in resin. Maintenance and renovation must be carried out more frequently on these surfaces. The only remedy for this is pre-weathering or very coarse sanding (P80). If these wood types are rough-sawn, considerably longer maintenance and renovation intervals are to be expected. Observe the regulations concerning design principles for wood protection. Do not use on horizontal surfaces without drainage slopes and without edge radius, avoid accumulated moisture.</p>
<p>Tools / Cleaning</p> 	<p>Brush with acrylic bristles, flat brush, foam roller, airless/airmix spraying equipment, flow cup gun</p> <p>Clean tools with water or Aqua RK-898 Cleaning Concentrate immediately after use. Ensure that any residue from cleaning is disposed of correctly.</p>
<p>Storage / Shelf life</p> 	<p>If stored unopened in its original container in a cool, dry place and protected against frost, the product will keep for at least 24 months.</p>
<p>Safety data / Regulations</p>	<p>For further information on the safety aspects of transporting, storing and handling the product and on disposal and environmental matters, please see the current Safety Data Sheet.</p>
<p>Personal protective equipment</p>	<p>Respiratory protection with a particle filter P2 must be worn during spraying, together with protective goggles. Wear suitable protective gloves and clothing.</p>
<p>Disposal</p>	<p>Larger quantities of leftover product should be disposed of in the original containers in accordance with the applicable regulations. Completely empty, clean containers should be recycled. Do not dispose of together with household waste. Do not allow to enter the sewage system. Do not empty into drains.</p>
<p>VOC content as per the "Decopaint" Directive (2004/42/EC)</p>	<p>EU limit value for the product (cat A/d): max. 130 g/l (2010). This product contains < 130 g/l VOC.</p>

VOC	
Kat.	A/d
2010:	130g/l
max.:	130g/l

Please note that the data and information given above have been calculated as guidelines in the laboratory and from real-life experience and are therefore not binding as a basic principle.

This information is therefore of a general nature only and describes our products and how they are used and worked with. In this respect, it must be borne in mind that the varied and diverse nature of the

prevailing working conditions, materials used and construction sites encountered means that not every individual case can be covered. In this respect, we therefore recommend either conducting tests or liaising with us in the event of any doubt. Unless we have provided express written assurance of the products' specific suitability or characteristics in respect of a contractually stipulated intended use, any technical application-related advice or instruction will never

be binding, even though it is provided to the best of our knowledge. In all other respects, our general terms and conditions of sale and delivery shall apply.

When a new version of this Technical Data Sheet is published, it shall replace the previous version.