



HSO-118 High Solid Oil [eco]

High-solid wood finish made from renewable raw materials, for protection in a single coat



Colour	Availability			
	Quantity per pallet	672	200	30
	Size / Quantity	0,75 l	2,5 l	10 l
	Type of container	Tin bucket	Tin bucket	Tin bucket
	Container code	01	03	10
	Art. no.			
intense white (RC-995)	7701	■		
nutwood (RC-660)	7702	■		
light oak (RC-365)	7703	■		
teak (RC-545)	7704	■		
ebony (RC-790)	7705	■		
silver grey (RC-970)	7706	■		
natural look	7707	■	■	
clear	7708	■	■	■
special colours	7709	■	■	■

Application rate


20 - 70 ml/m² per coat



The application rate includes excess material and depends heavily on the application method, the absorbency of the wood and the final sanded finish. When applying with a paintbrush and removing excess material using a cotton rag, the application rate will be higher (approx. 50-70 ml/m²).

For every coat, remove excess material after approx. 20-30 minutes using a lint-free cotton cloth. If applying with a spreader (e.g. with a white pad), less material is required (approx. 20-50 ml/m²).

Range of use



- Interior wood
- Wooden floors and stairs
- Tables and worktops
- High-quality solid wood furniture
- Cork floors
- Panels and moulding
- Natural stone kitchen worktops (low levels of soiling)
- Sustainable building suitable for building certifications DGnB, LEED, BNB
- "Natural look" colour only for light-coloured woods, such as oak, ash and spruce
- Not for bleached wood
- For use by professionals

Property profile

- 3 in 1 oil: stain, oil and wax sealant
- Made from at least 90% renewable raw materials
- Food safe: harmless upon contact with food
- Slip-resistant
- Penetrates deeply into the wood and emphasises the grain
- Long-lasting, dirt-repelling and hard-wearing
- Good resistance against selected standard household substances (e. g. water, cola, beer, tea, coffee, wine & cleaning agents)
- A vegan product based on the information available to us
- Flexible: 1K or 2K application
- 2K application: more resistant finish, ready for use sooner

Characteristic data of the product



Binder	Modified oils based on renewable raw materials
Density (20 °C)	Approx. 0.96 g/cm ³
Viscosity	Approx. 170 mPas
Odour	Mild
Degree of gloss	Matt

The values stated represent typical characteristic data of the product and are not to be understood as binding product specifications.

Certificates

- **DIN EN 71-3 "Migration of certain elements"**
- **Declaration of no objection to food contact**
- **Approval as a surface coating system for parquet and wooden floors**
- **Slip-resistant "R9" in accordance with DIN 51130:2012**

Additional information

- **Application of oil-based products in cloth application**
- **Sustainability data sheet**
- **Care of oiled surfaces and floors or those treated with hard wax seals**

Possible system products

- **Natural Worktop Finish [eco] (7697)**
- **MultiSil (7380)**
- **OH-180-Hardener [eco] (7721)**

Preparation

■ **Substrate requirements**

The substrate must be clean, dry, free of dust, grease and loose substances, and prepared in the correct manner.

Wood moisture content: 8-12%

■ **Substrate preparation**

Thoroughly remove any dirt, grease and non-adhering old coatings.

Wash off greasy or resin-rich woods/substrates with WV-891 or V-890. Use UN-894 indoors on the construction site. Ensure good ventilation for solvents.

Sand wood with P 80 - 150.

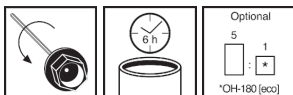
On areas subject to foot traffic, the sandpaper grit used for final sanding should be no finer than P100-120.

The coarser the sanded finish, the more intense the colouring in pigmented varieties will be.

Production of the mixture

■ **Mixing**

If necessary, mix with OH-180 [eco] in a ratio of 5 : 1 (oil : hardener)



Directions

■ **Conditions for use**

Temperature of the material, air and substrate: from min. +18 °C to max. +25 °C.



Stir well.

Application by roller, brush, spreader or pad.

Smooth over to ensure that the product is distributed evenly on wood with different levels of absorbency.

Remove any excess material using a lint-free cotton cloth after approximately 20-30 minutes.

On larger surfaces, a single disc machine with a white polishing pad can be used.

Use cotton rags/cloths on items of furniture.

Inside cupboards and drawers, only apply a single thin layer of the product using a lint-free cotton cloth.

Depending on the conditions of the substrate, apply 1 or 2 coats.

Carry out intermediate sanding with P 240 - 320 before applying a second coat.

Tips on use



Check colour, adhesion and compatibility with the substrate by setting up a trial area.

Before coating technically modified woods and wood-based materials, apply the product to a trial surface and conduct a suitability test on the desired area of use.

In areas without high loads, a single, one-component application is often sufficient. In areas subject to higher loads, two single-component or a single two-component application achieves significantly better resistance. A second application may be necessary due to the condition/type of wood.

Only use on absorbent woods and substrates. Not suitable for surfaces that have already been varnished or sealed.

Ensure thorough ventilation during processing and drying.

Risk of self-ignition (DGUV information brochure 209-046).

The product should not be applied at the same work stand as NC-based varnishes or stains. Collect any textiles soiled with the product (e.g. cleaning rags, work clothing) in fire-resistant waste containers and dispose of properly.

■ **Drying**

Overcoating: after drying overnight



Gentle use (e.g. water loads): after 2 -3 days
 Full loading capacity: after approx. 7 days
 Recommended drying time before sealing with MultiSil: > 7 days (Remove smoothing agent residues immediately)
 For use cases involving contact with foodstuffs, the drying time after application must be at least 28 days.
 Practice values at +20 °C and 65% relative humidity.
 Drying is dependent on the type of wood and the absorbency of the substrate.
 Excess material on non-absorbent areas may delay drying, as will low temperatures, poor ventilation and high humidity.

■ **Thinning**

Ready to use

Notes

DIN EN 71-3 "Migration of certain elements":
 This product complies with the limits for the migration of heavy metals to children's toys according to DIN EN 71-3 and thus fulfils one of several further requirements for the safety of children's toys according to the EU "Toy Directive" (2009/48/EC).
 Oil-based products contain natural ingredients. Under the influence of UV light, exclusion of light (dark yellowing), heat or individual changes in the wood, these can lead to a change in the surface. The surfaces therefore require special care. Please refer to the information sheet on general application instructions for oils and waxes. White, pastel and grey tones can lose their intensity within a short period of time. This happens depending on the type of wood used, substances contained in the wood, exposure to light and heat. If these changes are not desired, a stained and lightfast lacquered surface finish is recommended.
 In the event of maintenance, treat the cleaned surface in such a way that it blends in to produce a uniform finish.
 Remove water marks or stains on furniture with steel wool (grade 000) and apply a thin layer of the product. Please refer to the relevant test reports/certificates and the Technical Data Sheet for information on certified products and configurations.
 External test certificates refer to the 1K application.
 For optimum additional protection, especially when applying in a single layer, initial treatment with HSO-118 [eco], Hard Wax Oil, Hard Wax Oil [eco] or Natural Worktop Finish [eco] can be carried out on the construction site.
 Observe the "Care instructions for oiled surfaces and floors".

Tools / Cleaning

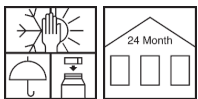


Flat brush, short-pile (3-5 mm) velour or mohair roller, single rotary disc machine with white non-abrasive pad, rags/lint-free cotton cloth, stainless steel/spring spatula, mop
 Clean tools using WV-891 Brush Wash or V-890 Thinner.
 Ensure that any residue from cleaning is disposed of correctly.

Remmers tools

- > **Federspachtel (4788)**
- > **Flächenstreicher (4540)**

Storage / Shelf life



If stored unopened in its original container in a cool, dry place and protected against frost, the product will keep for at least 24 months.

Safety data / Regulations

For further information on the safety aspects of transporting, storing and handling the product and on disposal and environmental matters, please see the current Safety Data Sheet.

Disposal

Larger quantities of leftover product should be disposed of in the original containers in accordance with the applicable regulations. Completely empty, clean containers should be recycled. Do not dispose of together with household waste. Do not allow to enter the sewage system. Do not empty into drains.

VOC content as per the "Decopaint" Directive (2004/42/EC)

EU limit value for the product (cat A/f): max. 700 g/l (2010).
 This product contains < 35 g/l VOC.

VOC	
Kat.	A/f
2010:	700g/l
max.:	35g/l



Please note that the data and information given above have been calculated as guidelines in the laboratory and from real-life experience and are therefore not binding as a basic principle.

This information is therefore of a general nature only and describes our products and how they are used and worked with. In this respect, it must be borne in mind that the varied and diverse nature of the

prevailing working conditions, materials used and construction sites encountered means that not every individual case can be covered. In this respect, we therefore recommend either conducting tests or liaising with us in the event of any doubt. Unless we have provided express written assurance of the products' specific suitability or characteristics in respect of a contractually stipulated intended use, any technical application-related advice or instruction will never

be binding, even though it is provided to the best of our knowledge. In all other respects, our general terms and conditions of sale and delivery shall apply.

When a new version of this Technical Data Sheet is published, it shall replace the previous version.